



LIFE, AND ACCIDENT AND HEALTH COMPANIES/FRATERNAL BENEFIT SOCIETIES - ASSOCIATION EDITION

ANNUAL STATEMENT

FOR THE YEAR ENDED DECEMBER 31, 2024
OF THE CONDITION AND AFFAIRS OF THE

TALCOTT RESOLUTION INTERNATIONAL LIFE REASSURANCE CORPORATION

NAIC Group Code 4926 4926 NAIC Company Code 93505 Employer's ID Number 06-1207332
(Current) (Prior)

Organized under the Laws of Connecticut, State of Domicile or Port of Entry CT

Country of Domicile United States of America

Licensed as business type: Life, Accident and Health [X] Fraternal Benefit Societies []

Incorporated/Organized 07/06/1987 Commenced Business 09/23/1987

Statutory Home Office 1 American Row, Hartford, CT, US 06103
(Street and Number) (City or Town, State, Country and Zip Code)

Main Administrative Office 1 American Row
(Street and Number)
Hartford, CT, US 06103, 800-862-6668
(City or Town, State, Country and Zip Code) (Area Code) (Telephone Number)

Mail Address 1 American Row, Hartford, CT, US 06103
(Street and Number or P.O. Box) (City or Town, State, Country and Zip Code)

Primary Location of Books and Records 1 American Row
(Street and Number)
Hartford, CT, US 06103, 800-862-6668
(City or Town, State, Country and Zip Code) (Area Code) (Telephone Number)

Internet Website Address www.talcottresolution.com

Statutory Statement Contact Andrew G. Helming, 860-791-0166
(Name) (Area Code) (Telephone Number)
Statement.questions@talcottresolution.com, 860-624-0444
(E-mail Address) (FAX Number)

OFFICERS

EVP, Chief Legal Officer and Chief Compliance Officer Lisa Michelle Proch AVP and Appointed Actuary Zengdi Zhuang
VP and Controller Lindsay Piper Mastroianni Treasurer Shantanu Mishra #

OTHER

Christopher Benedict Cramer, SVP and Corporate Secretary

DIRECTORS OR TRUSTEES

Lisa Michelle Proch # James Francis O'Grady # Oliver Peter Jakob #

State of Connecticut SS
County of Hartford

The officers of this reporting entity being duly sworn, each depose and say that they are the described officers of said reporting entity, and that on the reporting period stated above, all of the herein described assets were the absolute property of the said reporting entity, free and clear from any liens or claims thereon, except as herein stated, and that this statement, together with related exhibits, schedules and explanations therein contained, annexed or referred to, is a full and true statement of all the assets and liabilities and of the condition and affairs of the said reporting entity as of the reporting period stated above, and of its income and deductions therefrom for the period ended, and have been completed in accordance with the NAIC Annual Statement Instructions and Accounting Practices and Procedures manual except to the extent that: (1) state law may differ; or, (2) that state rules or regulations require differences in reporting not related to accounting practices and procedures, according to the best of their information, knowledge and belief, respectively. Furthermore, the scope of this attestation by the described officers also includes the related corresponding electronic filing with the NAIC, when required, that is an exact copy (except for formatting differences due to electronic filing) of the enclosed statement. The electronic filing may be requested by various regulators in lieu of or in addition to the enclosed statement.

Lisa M. Proch
EVP, Chief Legal Officer and Chief Compliance Officer

Lindsay P. Mastroianni
Vice President and Controller

Christopher B. Cramer
Senior Vice President and Corporate Secretary

Subscribed and sworn to before me this 13 day of February 2025

JILL Z. GILL
NOTARY PUBLIC
My Commission Expires July 31, 2026

- a. Is this an original filing? Yes [X] No []
b. If no,
1. State the amendment number.....
2. Date filed
3. Number of pages attached.....

ASSETS

	Current Year			Prior Year
	1 Assets	2 Nonadmitted Assets	3 Net Admitted Assets (Cols. 1 - 2)	4 Net Admitted Assets
1. Bonds (Schedule D)	11,056,562	0	11,056,562	11,162,663
2. Stocks (Schedule D):				
2.1 Preferred stocks	0	0	0	0
2.2 Common stocks	0	0	0	0
3. Mortgage loans on real estate (Schedule B):				
3.1 First liens	0	0	0	0
3.2 Other than first liens	0	0	0	0
4. Real estate (Schedule A):				
4.1 Properties occupied by the company (less \$ encumbrances)	0	0	0	0
4.2 Properties held for the production of income (less \$ encumbrances)	0	0	0	0
4.3 Properties held for sale (less \$ encumbrances)	0	0	0	0
5. Cash (\$633,145 , Schedule E - Part 1), cash equivalents (\$ 1,352,761 , Schedule E - Part 2) and short-term investments (\$ 0 , Schedule DA)	1,985,906	0	1,985,906	1,492,747
6. Contract loans (including \$ premium notes)	0	0	0	0
7. Derivatives (Schedule DB)	0	0	0	0
8. Other invested assets (Schedule BA)	0	0	0	0
9. Receivables for securities	0	0	0	0
10. Securities lending reinvested collateral assets (Schedule DL)	0	0	0	0
11. Aggregate write-ins for invested assets	0	0	0	0
12. Subtotals, cash and invested assets (Lines 1 to 11)	13,042,468	0	13,042,468	12,655,410
13. Title plants less \$ charged off (for Title insurers only)	0	0	0	0
14. Investment income due and accrued	124,878	0	124,878	125,216
15. Premiums and considerations:				
15.1 Uncollected premiums and agents' balances in the course of collection	0	0	0	0
15.2 Deferred premiums, agents' balances and installments booked but deferred and not yet due (including \$ earned but unbilled premiums)	0	0	0	0
15.3 Accrued retrospective premiums (\$) and contracts subject to redetermination (\$)	0	0	0	0
16. Reinsurance:				
16.1 Amounts recoverable from reinsurers	0	0	0	0
16.2 Funds held by or deposited with reinsured companies	0	0	0	0
16.3 Other amounts receivable under reinsurance contracts	0	0	0	0
17. Amounts receivable relating to uninsured plans	0	0	0	0
18.1 Current federal and foreign income tax recoverable and interest thereon	6,576	0	6,576	1,957
18.2 Net deferred tax asset	7,295	0	7,295	0
19. Guaranty funds receivable or on deposit	0	0	0	0
20. Electronic data processing equipment and software	0	0	0	0
21. Furniture and equipment, including health care delivery assets (\$)	0	0	0	0
22. Net adjustment in assets and liabilities due to foreign exchange rates	0	0	0	0
23. Receivables from parent, subsidiaries and affiliates	0	0	0	0
24. Health care (\$) and other amounts receivable	0	0	0	0
25. Aggregate write-ins for other-than-invested assets	0	0	0	35,295
26. Total assets excluding Separate Accounts, Segregated Accounts and Protected Cell Accounts (Lines 12 to 25)	13,181,217	0	13,181,217	12,817,878
27. From Separate Accounts, Segregated Accounts and Protected Cell Accounts	0	0	0	0
28. Total (Lines 26 and 27)	13,181,217	0	13,181,217	12,817,878
DETAILS OF WRITE-INS				
1101.				
1102.				
1103.				
1198. Summary of remaining write-ins for Line 11 from overflow page	0	0	0	0
1199. Totals (Lines 1101 through 1103 plus 1198)(Line 11 above)	0	0	0	0
2501. Admitted disallowed IMR			0	35,295
2502.				
2503.				
2598. Summary of remaining write-ins for Line 25 from overflow page	0	0	0	0
2599. Totals (Lines 2501 through 2503 plus 2598)(Line 25 above)	0	0	0	35,295

LIABILITIES, SURPLUS AND OTHER FUNDS

	1 Current Year	2 Prior Year
1. Aggregate reserve for life contracts \$0 (Exh. 5, Line 9999999) less \$0 included in Line 6.3 (including \$0 Modco Reserve)	0	0
2. Aggregate reserve for accident and health contracts (including \$0 Modco Reserve)	0	0
3. Liability for deposit-type contracts (Exhibit 7, Line 14, Col. 1) (including \$0 Modco Reserve)	0	0
4. Contract claims:		
4.1 Life (Exhibit 8, Part 1, Line 4.4, Col. 1 less Col. 6)	0	0
4.2 Accident and health (Exhibit 8, Part 1, Line 4.4, Col. 6)	0	0
5. Policyholders' dividends/refunds to members \$0 and coupons \$0 due and unpaid (Exhibit 4, Line 10)	0	0
6. Provision for policyholders' dividends, refunds to members and coupons payable in following calendar year - estimated amounts:		
6.1 Policyholders' dividends and refunds to members apportioned for payment (including \$0 Modco)	0	0
6.2 Policyholders' dividends and refunds to members not yet apportioned (including \$0 Modco)	0	0
6.3 Coupons and similar benefits (including \$0 Modco)	0	0
7. Amount provisionally held for deferred dividend policies not included in Line 6	0	0
8. Premiums and annuity considerations for life and accident and health contracts received in advance less \$0 discount; including \$0 accident and health premiums (Exhibit 1, Part 1, Col. 1, sum of lines 4 and 14)	0	0
9. Contract liabilities not included elsewhere:		
9.1 Surrender values on canceled contracts	0	0
9.2 Provision for experience rating refunds, including the liability of \$0 accident and health experience rating refunds of which \$0 is for medical loss ratio rebate per the Public Health Service Act	0	0
9.3 Other amounts payable on reinsurance, including \$0 assumed and \$0 ceded	0	0
9.4 Interest maintenance reserve (IMR, Line 6)	0	0
10. Commissions to agents due or accrued-life and annuity contracts \$0 accident and health \$0 and deposit-type contract funds \$0	0	0
11. Commissions and expense allowances payable on reinsurance assumed	0	0
12. General expenses due or accrued (Exhibit 2, Line 12, Col. 7)	1,652	547
13. Transfers to Separate Accounts due or accrued (net) (including \$0 accrued for expense allowances recognized in reserves, net of reinsured allowances)	0	0
14. Taxes, licenses and fees due or accrued, excluding federal income taxes (Exhibit 3, Line 9, Col. 6)	0	0
15.1 Current federal and foreign income taxes, including \$0 on realized capital gains (losses)	0	0
15.2 Net deferred tax liability	0	0
16. Unearned investment income	0	0
17. Amounts withheld or retained by reporting entity as agent or trustee	0	0
18. Amounts held for agents' account, including \$0 agents' credit balances	0	0
19. Remittances and items not allocated	2,716	3,129
20. Net adjustment in assets and liabilities due to foreign exchange rates	0	0
21. Liability for benefits for employees and agents if not included above	0	0
22. Borrowed money \$0 and interest thereon \$0	0	0
23. Dividends to stockholders declared and unpaid	0	0
24. Miscellaneous liabilities:		
24.01 Asset valuation reserve (AVR, Line 16, Col. 7)	0	0
24.02 Reinsurance in unauthorized and certified (\$0) companies	0	0
24.03 Funds held under reinsurance treaties with unauthorized and certified (\$) reinsurers	0	0
24.04 Payable to parent, subsidiaries and affiliates	48,113	39,510
24.05 Drafts outstanding	0	0
24.06 Liability for amounts held under uninsured plans	0	0
24.07 Funds held under coinsurance	0	0
24.08 Derivatives	0	0
24.09 Payable for securities	0	0
24.10 Payable for securities lending	0	0
24.11 Capital notes \$ and interest thereon \$	0	0
25. Aggregate write-ins for liabilities	0	0
26. Total liabilities excluding Separate Accounts business (Lines 1 to 25)	52,481	43,186
27. From Separate Accounts Statement	0	0
28. Total liabilities (Lines 26 and 27)	52,481	43,186
29. Common capital stock	2,500,000	2,500,000
30. Preferred capital stock	0	0
31. Aggregate write-ins for other-than-special surplus funds	0	0
32. Surplus notes	0	0
33. Gross paid in and contributed surplus (Page 3, Line 33, Col. 2 plus Page 4, Line 51.1, Col. 1)	8,220,700	8,220,700
34. Aggregate write-ins for special surplus funds	0	35,295
35. Unassigned funds (surplus)	2,408,036	2,018,697
36. Less treasury stock, at cost:		
36.1 shares common (value included in Line 29 \$)	0	0
36.2 shares preferred (value included in Line 30 \$)	0	0
37. Surplus (Total Lines 31+32+33+34+35-36) (including \$ in Separate Accounts Statement)	10,628,736	10,274,692
38. Totals of Lines 29, 30 and 37 (Page 4, Line 55)	13,128,736	12,774,692
39. Totals of Lines 28 and 38 (Page 2, Line 28, Col. 3)	13,181,217	12,817,878
DETAILS OF WRITE-INS		
2501.		
2502.		
2503.		
2598. Summary of remaining write-ins for Line 25 from overflow page	0	0
2599. Totals (Lines 2501 through 2503 plus 2598)(Line 25 above)	0	0
3101.		
3102.		
3103.		
3198. Summary of remaining write-ins for Line 31 from overflow page	0	0
3199. Totals (Lines 3101 through 3103 plus 3198)(Line 31 above)	0	0
3401. Admitted disallowed IMR		35,295
3402.		
3403.		
3498. Summary of remaining write-ins for Line 34 from overflow page	0	0
3499. Totals (Lines 3401 through 3403 plus 3498)(Line 34 above)	0	35,295

SUMMARY OF OPERATIONS

	1 Current Year	2 Prior Year
1. Premiums and annuity considerations for life and accident and health contracts	0	0
2. Considerations for supplementary contracts with life contingencies	0	0
3. Net investment income (Exhibit of Net Investment Income, Line 17)	519,190	424,935
4. Amortization of Interest Maintenance Reserve (IMR, Line 5)	(35,295)	(34,458)
5. Separate Accounts net gain from operations excluding unrealized gains or losses	0	0
6. Commissions and expense allowances on reinsurance ceded (Exhibit 1, Part 2, Line 26.1, Col. 1)	0	0
7. Reserve adjustments on reinsurance ceded	0	0
8. Miscellaneous Income:		
8.1 Income from fees associated with investment management, administration and contract guarantees from Separate Accounts	0	0
8.2 Charges and fees for deposit-type contracts	0	0
8.3 Aggregate write-ins for miscellaneous income	0	0
9. Total (Lines 1 to 8.3)	483,895	390,477
10. Death benefits	0	0
11. Matured endowments (excluding guaranteed annual pure endowments)	0	0
12. Annuity benefits (Exhibit 8, Part 2, Line 6.4, Cols. 4 + 5 minus Analysis of Operations Summary, Line 18, Col. 1)	0	0
13. Disability benefits and benefits under accident and health contracts	0	0
14. Coupons, guaranteed annual pure endowments and similar benefits	0	0
15. Surrender benefits and withdrawals for life contracts	0	0
16. Group conversions	0	0
17. Interest and adjustments on contract or deposit-type contract funds	0	0
18. Payments on supplementary contracts with life contingencies	0	0
19. Increase in aggregate reserves for life and accident and health contracts	0	0
20. Totals (Lines 10 to 19)	0	0
21. Commissions on premiums, annuity considerations, and deposit-type contract funds (direct business only) (Exhibit 1, Part 2, Line 31, Col. 1)	0	0
22. Commissions and expense allowances on reinsurance assumed (Exhibit 1, Part 2, Line 26.2, Col. 1)	0	0
23. General insurance expenses and fraternal expenses (Exhibit 2, Line 10, Columns 1, 2, 3, 4 and 6)	2,717	2,950
24. Insurance taxes, licenses and fees, excluding federal income taxes (Exhibit 3, Line 7, Cols. 1 + 2 + 3 + 5)	37,079	39,486
25. Increase in loading on deferred and uncollected premiums	0	0
26. Net transfers to or (from) Separate Accounts net of reinsurance	0	0
27. Aggregate write-ins for deductions	0	0
28. Totals (Lines 20 to 27)	39,796	42,436
29. Net gain from operations before dividends to policyholders, refunds to members and federal income taxes (Line 9 minus Line 28)	444,099	348,041
30. Dividends to policyholders and refunds to members	0	0
31. Net gain from operations after dividends to policyholders, refunds to members and before federal income taxes (Line 29 minus Line 30)	444,099	348,041
32. Federal and foreign income taxes incurred (excluding tax on capital gains)	96,524	85,015
33. Net gain from operations after dividends to policyholders, refunds to members and federal income taxes and before realized capital gains or (losses) (Line 31 minus Line 32)	347,575	263,026
34. Net realized capital gains (losses) (excluding gains (losses) transferred to the IMR) less capital gains tax of \$ 826 (excluding taxes of \$ 0 transferred to the IMR)	(826)	(17,715)
35. Net income (Line 33 plus Line 34)	346,749	245,311
CAPITAL AND SURPLUS ACCOUNT		
36. Capital and surplus, December 31, prior year (Page 3, Line 38, Col. 2)	12,774,692	12,517,739
37. Net income (Line 35)	346,749	245,311
38. Change in net unrealized capital gains (losses) less capital gains tax of \$ 0	0	0
39. Change in net unrealized foreign exchange capital gain (loss)	0	0
40. Change in net deferred income tax	(3,468)	22,405
41. Change in nonadmitted assets	46,058	(46,058)
42. Change in liability for reinsurance in unauthorized and certified companies	0	0
43. Change in reserve on account of change in valuation basis (increase) or decrease	0	0
44. Change in asset valuation reserve	0	0
45. Change in treasury stock (Page 3, Lines 36.1 and 36.2, Col. 2 minus Col. 1)	0	0
46. Surplus (contributed to) withdrawn from Separate Accounts during period	0	0
47. Other changes in surplus in Separate Accounts Statement	0	0
48. Change in surplus notes	0	0
49. Cumulative effect of changes in accounting principles	0	0
50. Capital changes:		
50.1 Paid in	0	0
50.2 Transferred from surplus (Stock Dividend)	0	0
50.3 Transferred to surplus	0	0
51. Surplus adjustment:		
51.1 Paid in	0	0
51.2 Transferred to capital (Stock Dividend)	0	0
51.3 Transferred from capital	0	0
51.4 Change in surplus as a result of reinsurance	0	0
52. Dividends to stockholders	0	0
53. Aggregate write-ins for gains and losses in surplus	(35,295)	35,295
54. Net change in capital and surplus for the year (Lines 37 through 53)	354,044	256,953
55. Capital and surplus, December 31, current year (Lines 36 + 54) (Page 3, Line 38)	13,128,736	12,774,692
DETAILS OF WRITE-INS		
08.301.		
08.302.		
08.303.		
08.398. Summary of remaining write-ins for Line 8.3 from overflow page	0	0
08.399. Totals (Lines 08.301 through 08.303 plus 08.398)(Line 8.3 above)	0	0
2701.		
2702.		
2703.		
2798. Summary of remaining write-ins for Line 27 from overflow page	0	0
2799. Totals (Lines 2701 through 2703 plus 2798)(Line 27 above)	0	0
5301. Admitted disallowed IMR	(35,295)	35,295
5302.		
5303.		
5398. Summary of remaining write-ins for Line 53 from overflow page	0	0
5399. Totals (Lines 5301 through 5303 plus 5398)(Line 53 above)	(35,295)	35,295

CASH FLOW

	1	2
	Current Year	Prior Year
Cash from Operations		
1. Premiums collected net of reinsurance	0	0
2. Net investment income	500,629	445,906
3. Miscellaneous income	0	0
4. Total (Lines 1 through 3)	500,629	445,906
5. Benefit and loss related payments	0	0
6. Net transfers to Separate Accounts, Segregated Accounts and Protected Cell Accounts	0	0
7. Commissions, expenses paid and aggregate write-ins for deductions	38,691	42,709
8. Dividends paid to policyholders	0	0
9. Federal and foreign income taxes paid (recovered) net of \$ 826 tax on capital gains (losses)	101,969	88,702
10. Total (Lines 5 through 9)	140,660	131,411
11. Net cash from operations (Line 4 minus Line 10)	359,969	314,495
Cash from Investments		
12. Proceeds from investments sold, matured or repaid:		
12.1 Bonds	125,000	5,411,055
12.2 Stocks	0	0
12.3 Mortgage loans	0	0
12.4 Real estate	0	0
12.5 Other invested assets	0	0
12.6 Net gains or (losses) on cash, cash equivalents and short-term investments	0	0
12.7 Miscellaneous proceeds	0	0
12.8 Total investment proceeds (Lines 12.1 to 12.7)	125,000	5,411,055
13. Cost of investments acquired (long-term only):		
13.1 Bonds	0	5,409,764
13.2 Stocks	0	0
13.3 Mortgage loans	0	0
13.4 Real estate	0	0
13.5 Other invested assets	0	0
13.6 Miscellaneous applications	0	0
13.7 Total investments acquired (Lines 13.1 to 13.6)	0	5,409,764
14. Net increase/(decrease) in contract loans and premium notes	0	0
15. Net cash from investments (Line 12.8 minus Line 13.7 minus Line 14)	125,000	1,291
Cash from Financing and Miscellaneous Sources		
16. Cash provided (applied):		
16.1 Surplus notes, capital notes	0	0
16.2 Capital and paid in surplus, less treasury stock	0	0
16.3 Borrowed funds	0	0
16.4 Net deposits on deposit-type contracts and other insurance liabilities	0	0
16.5 Dividends to stockholders	0	0
16.6 Other cash provided (applied)	8,189	3,961
17. Net cash from financing and miscellaneous sources (Lines 16.1 to 16.4 minus Line 16.5 plus Line 16.6)	8,189	3,961
RECONCILIATION OF CASH, CASH EQUIVALENTS AND SHORT-TERM INVESTMENTS		
18. Net change in cash, cash equivalents and short-term investments (Line 11, plus Lines 15 and 17)	493,158	319,747
19. Cash, cash equivalents and short-term investments:		
19.1 Beginning of year	1,492,747	1,173,000
19.2 End of year (Line 18 plus Line 19.1)	1,985,906	1,492,747

Note: Supplemental disclosures of cash flow information for non-cash transactions:

--	--	--

ANNUAL STATEMENT FOR THE YEAR 2024 OF THE Talcott Resolution International Life Reassurance Corporation

ANALYSIS OF OPERATIONS BY LINES OF BUSINESS - SUMMARY

	1	2	3	4	5	6	7	8	9
	Total	Individual Life	Group Life	Individual Annuities	Group Annuities	Accident and Health	Fraternal	Other Lines of Business	YRT Mortality Risk Only
1. Premiums and annuity considerations for life and accident and health contracts	0	0	0	0	0	0	0	0	0
2. Considerations for supplementary contracts with life contingencies	0	XXX	XXX	0	0	XXX	XXX	0	XXX
3. Net investment income	519,190	0	0	0	0	0	0	519,190	0
4. Amortization of Interest Maintenance Reserve (IMR)	(35,295)	0	0	0	0	0	0	(35,295)	0
5. Separate Accounts net gain from operations excluding unrealized gains or losses	0	0	0	0	0	0	XXX	0	0
6. Commissions and expense allowances on reinsurance ceded	0	0	0	0	0	0	XXX	0	0
7. Reserve adjustments on reinsurance ceded	0	0	0	0	0	0	XXX	0	0
8. Miscellaneous Income:									
8.1 Income from fees associated with investment management, administration and contract guarantees from Separate Accounts	0	0	0	0	0	0	XXX	0	0
8.2 Charges and fees for deposit-type contracts	0	0	0	0	0	XXX	XXX	0	0
8.3 Aggregate write-ins for miscellaneous income	0	0	0	0	0	0	0	0	0
9. Totals (Lines 1 to 8.3)	483,895	0	0	0	0	0	0	483,895	0
10. Death benefits	0	0	0	0	0	XXX	XXX	0	0
11. Matured endowments (excluding guaranteed annual pure endowments)	0	0	0	0	0	XXX	XXX	0	0
12. Annuity benefits	0	XXX	XXX	0	0	XXX	XXX	0	XXX
13. Disability benefits and benefits under accident and health contracts	0	0	0	0	0	0	XXX	0	0
14. Coupons, guaranteed annual pure endowments and similar benefits	0	0	0	0	0	0	XXX	0	0
15. Surrender benefits and withdrawals for life contracts	0	0	0	0	0	XXX	XXX	0	0
16. Group conversions	0	0	0	0	0	0	XXX	0	0
17. Interest and adjustments on contract or deposit-type contract funds	0	0	0	0	0	0	XXX	0	0
18. Payments on supplementary contracts with life contingencies	0	0	0	0	0	XXX	XXX	0	0
19. Increase in aggregate reserves for life and accident and health contracts	0	0	0	0	0	0	XXX	0	0
20. Totals (Lines 10 to 19)	0	0	0	0	0	0	XXX	0	0
21. Commissions on premiums, annuity considerations and deposit-type contract funds (direct business only)	0	0	0	0	0	0	0	0	XXX
22. Commissions and expense allowances on reinsurance assumed	0	0	0	0	0	0	XXX	0	0
23. General insurance expenses and fraternal expenses	2,717	0	0	0	0	0	0	2,717	0
24. Insurance taxes, licenses and fees, excluding federal income taxes	37,079	0	0	0	0	0	0	37,079	0
25. Increase in loading on deferred and uncollected premiums	0	0	0	0	0	0	XXX	0	0
26. Net transfers to or (from) Separate Accounts net of reinsurance	0	0	0	0	0	0	XXX	0	0
27. Aggregate write-ins for deductions	0	0	0	0	0	0	0	0	0
28. Totals (Lines 20 to 27)	39,796	0	0	0	0	0	0	39,796	0
29. Net gain from operations before dividends to policyholders, refunds to members and federal income taxes (Line 9 minus Line 28)	444,099	0	0	0	0	0	0	444,099	0
30. Dividends to policyholders and refunds to members	0	0	0	0	0	0	XXX	0	0
31. Net gain from operations after dividends to policyholders, refunds to members and before federal income taxes (Line 29 minus Line 30)	444,099	0	0	0	0	0	0	444,099	0
32. Federal income taxes incurred (excluding tax on capital gains)	96,524	0	0	0	0	0	0	96,524	0
33. Net gain from operations after dividends to policyholders, refunds to members and federal income taxes and before realized capital gains or (losses) (Line 31 minus Line 32)	347,575	0	0	0	0	0	0	347,575	0
34. Policies/certificates in force end of year	0	0	0	0	0	0	XXX	0	0
DETAILS OF WRITE-INS									
08.301.									
08.302.									
08.303. Summary of remaining write-ins for Line 8.3 from overflow page	0	0	0	0	0	0	0	0	0
08.398. Totals (Lines 08.301 through 08.303 plus 08.398) (Line 8.3 above)	0	0	0	0	0	0	0	0	0
2701.									
2702.									
2703.									
2798. Summary of remaining write-ins for Line 27 from overflow page	0	0	0	0	0	0	0	0	0
2799. Totals (Lines 2701 through 2703 plus 2798) (Line 27 above)	0	0	0	0	0	0	0	0	0

Analysis of Operations by Lines of Business - Individual Life Insurance

N O N E

Analysis of Operations by Lines of Business - Group Life Insurance

N O N E

Analysis of Operations by Lines of Business - Individual Annuities

N O N E

Analysis of Operations by Lines of Business - Group Annuities

N O N E

Analysis of Operations by Lines of Business - Accident and Health

N O N E

Analysis of Increase in Reserves During the Year - Individual Life Insurance

N O N E

Analysis of Increase in Reserves During the Year - Group Life Insurance

N O N E

Analysis of Increase in Reserves During the Year - Individual Annuities

N O N E

Analysis of Increase in Reserves During the Year - Group Annuities

N O N E

EXHIBIT OF NET INVESTMENT INCOME

	1	2
	Collected During Year	Earned During Year
1. U.S. Government bonds	(a) 460,089 459,751
1.1 Bonds exempt from U.S. tax	(a)
1.2 Other bonds (unaffiliated)	(a) 0 0
1.3 Bonds of affiliates	(a) 0 0
2.1 Preferred stocks (unaffiliated)	(b) 0 0
2.11 Preferred stocks of affiliates	(b) 0 0
2.2 Common stocks (unaffiliated) 0 0
2.21 Common stocks of affiliates 0 0
3. Mortgage loans	(c) 0 0
4. Real estate	(d) 0 0
5. Contract loans 0 0
6. Cash, cash equivalents and short-term investments	(e) 63,456 63,456
7. Derivative instruments	(f) 0 0
8. Other invested assets 0 0
9. Aggregate write-ins for investment income 31 31
10. Total gross investment income	523,576	523,238
11. Investment expenses		(g) 4,048
12. Investment taxes, licenses and fees, excluding federal income taxes		(g)
13. Interest expense		(h) 0
14. Depreciation on real estate and other invested assets		(i) 0
15. Aggregate write-ins for deductions from investment income
16. Total deductions (Lines 11 through 15) 4,048
17. Net investment income (Line 10 minus Line 16)		519,190
DETAILS OF WRITE-INS		
0901. Miscellaneous investment income 31 31
0902.		
0903.		
0998. Summary of remaining write-ins for Line 9 from overflow page		
0999. Totals (Lines 0901 through 0903 plus 0998) (Line 9, above)	31	31
1501.		
1502.		
1503.		
1598. Summary of remaining write-ins for Line 15 from overflow page		
1599. Totals (Lines 1501 through 1503 plus 1598) (Line 15, above)		

- (a) Includes \$ 19,777 accrual of discount less \$ 879 amortization of premium and less \$ 0 paid for accrued interest on purchases.
- (b) Includes \$ accrual of discount less \$ amortization of premium and less \$ paid for accrued dividends on purchases.
- (c) Includes \$ accrual of discount less \$ amortization of premium and less \$ 0 paid for accrued interest on purchases.
- (d) Includes \$ 0 for company's occupancy of its own buildings; and excludes \$ 0 interest on encumbrances.
- (e) Includes \$ 0 accrual of discount less \$ 0 amortization of premium and less \$ 0 paid for accrued interest on purchases.
- (f) Includes \$ 0 accrual of discount less \$ 0 amortization of premium.
- (g) Includes \$ 0 investment expenses and \$ 0 investment taxes, licenses and fees, excluding federal income taxes, attributable to segregated and Separate Accounts.
- (h) Includes \$ 0 interest on surplus notes and \$ 0 interest on capital notes.
- (i) Includes \$ depreciation on real estate and \$ 0 depreciation on other invested assets.

EXHIBIT OF CAPITAL GAINS (LOSSES)

	1	2	3	4	5
	Realized Gain (Loss) On Sales or Maturity	Other Realized Adjustments	Total Realized Capital Gain (Loss) (Columns 1 + 2)	Change in Unrealized Capital Gain (Loss)	Change in Unrealized Foreign Exchange Capital Gain (Loss)
1. U.S. Government bonds					
1.1 Bonds exempt from U.S. tax					
1.2 Other bonds (unaffiliated)					
1.3 Bonds of affiliates					
2.1 Preferred stocks (unaffiliated)					
2.11 Preferred stocks of affiliates					
2.2 Common stocks (unaffiliated)					
2.21 Common stocks of affiliates					
3. Mortgage loans					
4. Real estate					
5. Contract loans					
6. Cash, cash equivalents and short-term investments					
7. Derivative instruments					
8. Other invested assets					
9. Aggregate write-ins for capital gains (losses)					
10. Total capital gains (losses)					
NONE					
DETAILS OF WRITE-INS					
0901.					
0902.					
0903.					
0998. Summary of remaining write-ins for Line 9 from overflow page					
0999. Totals (Lines 0901 through 0903 plus 0998) (Line 9, above)					

Exhibit 1 Part 1 - Premiums and Annuity Considerations

N O N E

Exhibit 1 Part 2 - Policyholders' Dividends, Refunds to Members and Coupons Applied, Reinsurance Commissions and Expense

N O N E

ANNUAL STATEMENT FOR THE YEAR 2024 OF THE Talcott Resolution International Life Reassurance Corporation

EXHIBIT 2 - GENERAL EXPENSES

	Insurance				5 Investment	6 Fraternal	7 Total
	1 Life	2 Accident and Health		4 All Other Lines of Business			
		2 Cost Containment	3 All Other				
1. Rent							0
2. Salaries and wages							0
3.11 Contributions for benefit plans for employees							0
3.12 Contributions for benefit plans for agents							0
3.21 Payments to employees under non-funded benefit plans	0	0	0	0			0
3.22 Payments to agents under non-funded benefit plans	0	0	0	0			0
3.31 Other employee welfare							0
3.32 Other agent welfare							0
4.1 Legal fees and expenses							0
4.2 Medical examination fees							0
4.3 Inspection report fees							0
4.4 Fees of public accountants and consulting actuaries							0
4.5 Expense of investigation and settlement of policy claims							0
5.1 Traveling expenses							0
5.2 Advertising							0
5.3 Postage, express, telegraph and telephone							0
5.4 Printing and stationery							0
5.5 Cost or depreciation of furniture and equipment							0
5.6 Rental of equipment							0
5.7 Cost or depreciation of EDP equipment and software							0
6.1 Books and periodicals							0
6.2 Bureau and association fees							0
6.3 Insurance, except on real estate							0
6.4 Miscellaneous losses							0
6.5 Collection and bank service charges				999			999
6.6 Sundry general expenses				1,327			1,327
6.7 Group service and administration fees				391			391
6.8 Reimbursements by uninsured plans							0
7.1 Agency expense allowance							0
7.2 Agents' balances charged off (less \$ recovered)							0
7.3 Agency conferences other than local meetings							0
8.1 Official publication (Fraternal Benefit Societies Only)	XXX	XXX	XXX	XXX	XXX		0
8.2 Expense of supreme lodge meetings (Fraternal Benefit Societies Only)	XXX	XXX	XXX	XXX	XXX		0
9.1 Real estate expenses							0
9.2 Investment expenses not included elsewhere					4,048		4,048
9.3 Aggregate write-ins for expenses	0	0	0	0	0	0	0
10. General expenses incurred	0	0	0	2,717	4,048	(b) 0	(a) 6,765
11. General expenses unpaid Dec. 31, prior year					546		546
12. General expenses unpaid Dec. 31, current year				1,156	496		1,652
13. Amounts receivable relating to uninsured plans, prior year							0
14. Amounts receivable relating to uninsured plans, current year	0	0		0			0
15. General expenses paid during year (Lines 10+11-12-13+14)	0	0	0	1,561	4,098	0	5,659
DETAILS OF WRITE-INS							
09.301.							
09.302.							
09.303.							
09.398. Summary of remaining write-ins for Line 9.3 from overflow page	0	0	0	0	0	0	0
09.399. Totals (Lines 09.301 through 09.303 plus 09.398) (Line 9.3 above)	0	0	0	0	0	0	0

(a) Includes management fees of \$ to affiliates and \$ to non-affiliates.

(b) Show the distribution of this amount in the following categories (Fraternal Benefit Societies Only):

1. Charitable \$; 2. Institutional \$; 3. Recreational and Health \$; 4. Educational \$; 5. Religious \$; 6. Membership \$; 7. Other \$; 8. Total \$ 0

EXHIBIT 3 - TAXES, LICENSES AND FEES (EXCLUDING FEDERAL INCOME TAXES)

	Insurance			4 Investment	5 Fraternal	6 Total
	1 Life	2 Accident and Health	3 All Other Lines of Business			
1. Real estate taxes	0	0	0			0
2. State insurance department licenses and fees	0	0	14,782			14,782
3. State taxes on premiums	0	0	0			0
4. Other state taxes, including \$ for employee benefits	0	0	20,998			20,998
5. U.S. Social Security taxes	0	0	0			0
6. All other taxes	0	0	1,300			1,300
7. Taxes, licenses and fees incurred	0	0	37,080	0	0	37,080
8. Taxes, licenses and fees unpaid Dec. 31, prior year						0
9. Taxes, licenses and fees unpaid Dec. 31, current year	0	0	0			0
10. Taxes, licenses and fees paid during year (Lines 7 + 8 - 9)	0	0	37,080	0	0	37,080

EXHIBIT 4 - DIVIDENDS OR REFUNDS

	1 Life	2 Accident and Health
	1. Applied to pay renewal premiums	
2. Applied to shorten the endowment or premium-paying period		
3. Applied to provide paid-up additions		
4. Applied to provide paid-up annuities		
5. Total Lines 1 through 4		
6. Paid in cash		
7. Left on deposit		
8. Aggregate write-ins for dividend or refund options		
9. Total Lines 5 through 8		
10. Amount due and unpaid		
11. Provision for dividends or refunds payable in the following calendar year		
12. Terminal dividends		
13. Provision for deferred dividend contracts		
14. Amount provisionally held for deferred dividend contracts not included in Line 13		
15. Total Lines 10 through 14		
16. Total from prior year		
17. Total dividends or refunds (Lines 9 + 15 - 16)		
DETAILS OF WRITE-INS		
0801.		
0802.		
0803.		
0898. Summary of remaining write-ins for Line 8 from overflow page		
0899. Totals (Lines 0801 through 0803 plus 0898) (Line 8 above)		

NONE

EXHIBIT 5 - AGGREGATE RESERVE FOR LIFE CONTRACTS

1 Valuation Standard	2 Total ^(a)	3 Industrial	4 Ordinary	5 Credit (Group and Individual)	6 Group
NONE					

9999999. Totals (Net) - Page 3, Line 1
 (a) Included in the above table are amounts of deposit-type contracts that originally contained a mortality risk. Amounts of deposit-type contracts in Column 2 that no longer contain a mortality risk are Life Insurance \$; Annuities \$; Supplementary Contracts with Life Contingencies \$;
 Accidental Death Benefits \$; Disability - Active Lives \$; Disability - Disabled Lives \$;
 Miscellaneous Reserves \$

EXHIBIT 5 - INTERROGATORIES

- 1.1 Has the reporting entity ever issued both participating and non-participating contracts?..... Yes [] No [X]
- 1.2 If not, state which kind is issued.
The Company was exclusively a reinsurer and as such did not issue participating or non-participating policies. Yes [] No [X]
- 2.1 Does the reporting entity at present issue both participating and non-participating contracts?..... Yes [] No [X]
- 2.2 If not, state which kind is issued.
The Company was exclusively a reinsurer and as such did not issue participating or non-participating policies. Yes [] No [X]
- 3. Does the reporting entity at present issue or have in force contracts that contain non-guaranteed elements?..... Yes [] No [X]
If so, attach a statement that contains the determination procedures, answers to the interrogatories and an actuarial opinion as described in the instructions.
- 4. Has the reporting entity any assessment or stipulated premium contracts in force? Yes [] No [X]
If so, state:
4.1 Amount of insurance? \$
4.2 Amount of reserve? \$
4.3 Basis of reserve:
.....
4.4 Basis of regular assessments:
.....
4.5 Basis of special assessments:
.....
4.6 Assessments collected during the year \$
- 5. If the contract loan interest rate guaranteed in any one or more of its currently issued contracts is less than 5%, not in advance, state the contract loan rate guarantees on any such contracts.
- 6. Does the reporting entity hold reserves for any annuity contracts that are less than the reserves that would be held on a standard basis? Yes [] No [X]
6.1 If so, state the amount of reserve on such contracts on the basis actually held:..... \$
6.2 That would have been held (on an exact or approximate basis) using the actual ages of the annuitants; the interest rate(s) used in 6.1; and the same mortality basis used by the reporting entity for the valuation of comparable annuity benefits issued to standard lives. If the reporting entity has no comparable annuity benefits for standard lives to be valued, the mortality basis shall be the table most recently approved by the state of domicile for valuing individual annuity benefits: \$
Attach statement of methods employed in their valuation.
- 7. Does the reporting entity have any Synthetic GIC contracts or agreements in effect as of December 31 of the current year? Yes [] No [X]
7.1 If yes, state the total dollar amount of assets covered by these contracts or agreements \$
7.2 Specify the basis (fair value, amortized cost, etc.) for determining the amount:
.....
7.3 State the amount of reserves established for this business: \$
7.4 Identify where the reserves are reported in the blank:
.....
- 8. Does the reporting entity have any Contingent Deferred Annuity contracts or agreements in effect as of December 31 of the current year? Yes [] No [X]
8.1 If yes, state the total dollar amount of account value covered by these contracts or agreements: \$
8.2 State the amount of reserves established for this business: \$
8.3 Identify where the reserves are reported in the blank:
.....
- 9. Does the reporting entity have any Guaranteed Lifetime Income Benefit contracts, agreements or riders in effect as of December 31 of the current year? Yes [] No [X]
9.1 If yes, state the total dollar amount of any account value associated with these contracts, agreements or riders: \$
9.2 State the amount of reserves established for this business: \$
9.3 Identify where the reserves are reported in the blank:
.....

EXHIBIT 5A - CHANGES IN BASES OF VALUATION DURING THE YEAR

1	Valuation Basis		4
Description of Valuation Class	2 Changed From	3 Changed To	Increase in Actuarial Reserve Due to Change
NONE			
9999999 - Total (Column 4, only)			

Exhibit 6 - Aggregate Reserves for Accident and Health Contracts

N O N E

Exhibit 7 - Deposit-Type Contracts

N O N E

Exhibit 8 - Contract Claims - Part 1 - Liability End of Current Year

N O N E

Exhibit 8 - Contract Claims - Part 2 - Incurred During the Year

N O N E

EXHIBIT OF NON-ADMITTED ASSETS

	1	2	3
	Current Year Total Nonadmitted Assets	Prior Year Total Nonadmitted Assets	Change in Total Nonadmitted Assets (Col. 2 - Col. 1)
1. Bonds (Schedule D)	0	0	0
2. Stocks (Schedule D):			
2.1 Preferred stocks	0	0	0
2.2 Common stocks	0	0	0
3. Mortgage loans on real estate (Schedule B):			
3.1 First liens	0	0	0
3.2 Other than first liens.....	0	0	0
4. Real estate (Schedule A):			
4.1 Properties occupied by the company	0	0	0
4.2 Properties held for the production of income.....	0	0	0
4.3 Properties held for sale	0	0	0
5. Cash (Schedule E - Part 1), cash equivalents (Schedule E - Part 2) and short-term investments (Schedule DA)	0	0	0
6. Contract loans	0	0	0
7. Derivatives (Schedule DB)	0	0	0
8. Other invested assets (Schedule BA)	0	0	0
9. Receivables for securities	0	0	0
10. Securities lending reinvested collateral assets (Schedule DL)	0	0	0
11. Aggregate write-ins for invested assets	0	0	0
12. Subtotals, cash and invested assets (Lines 1 to 11)	0	0	0
13. Title plants (for Title insurers only)	0	0	0
14. Investment income due and accrued	0	0	0
15. Premiums and considerations:			
15.1 Uncollected premiums and agents' balances in the course of collection	0	0	0
15.2 Deferred premiums, agents' balances and installments booked but deferred and not yet due .	0	0	0
15.3 Accrued retrospective premiums and contracts subject to redetermination	0	0	0
16. Reinsurance:			
16.1 Amounts recoverable from reinsurers	0	0	0
16.2 Funds held by or deposited with reinsured companies	0	0	0
16.3 Other amounts receivable under reinsurance contracts	0	0	0
17. Amounts receivable relating to uninsured plans	0	0	0
18.1 Current federal and foreign income tax recoverable and interest thereon	0	0	0
18.2 Net deferred tax asset	0	10,763	10,763
19. Guaranty funds receivable or on deposit	0	0	0
20. Electronic data processing equipment and software	0	0	0
21. Furniture and equipment, including health care delivery assets	0	0	0
22. Net adjustment in assets and liabilities due to foreign exchange rates	0	0	0
23. Receivables from parent, subsidiaries and affiliates	0	0	0
24. Health care and other amounts receivable	0	0	0
25. Aggregate write-ins for other-than-invested assets	0	35,295	35,295
26. Total assets excluding Separate Accounts, Segregated Accounts and Protected Cell Accounts (Lines 12 to 25)	0	46,058	46,058
27. From Separate Accounts, Segregated Accounts and Protected Cell Accounts	0	0	0
28. Total (Lines 26 and 27)	0	46,058	46,058
DETAILS OF WRITE-INS			
1101.			
1102.			
1103.			
1198. Summary of remaining write-ins for Line 11 from overflow page	0	0	0
1199. Totals (Lines 1101 through 1103 plus 1198)(Line 11 above)	0	0	0
2501. Interest Maintenance Reserve		35,295	35,295
2502.			
2503.			
2598. Summary of remaining write-ins for Line 25 from overflow page	0	0	0
2599. Totals (Lines 2501 through 2503 plus 2598)(Line 25 above)	0	35,295	35,295

NOTES TO FINANCIAL STATEMENTS

Note 1 - Summary of Significant Accounting Policies and Going Concern

A. Accounting Practices

The accompanying statutory-basis financial statements of Talcott Resolution International Life Reassurance Corporation (the "Company" or "TIL") have been prepared in conformity with statutory accounting practices prescribed or permitted by the State of Connecticut Insurance Department ("the Department"). The Department recognizes only statutory accounting practices prescribed or permitted by the State of Connecticut for determining and reporting the financial condition and results of operations of an insurance company and for determining solvency under the State of Connecticut Insurance Law. The National Association of Insurance Commissioners' Accounting Practices and Procedures Manual ("NAIC SAP") has been adopted as a component of prescribed practices by the State of Connecticut.

A reconciliation of the Company's net income and capital and surplus between NAIC SAP and practices prescribed by the Department is shown below:

	SSAP #	F/S Page	F/S Line #	2024	2023
Net income					
1. TIL state basis (Page 4, Line 35, Columns 1 & 2)	XXX	XXX	XXX	\$ 346,749	\$ 245,311
2. State prescribed practices that are an (increase)/decrease from NAIC SAP				—	—
3. State permitted practices that are an (increase)/decrease from NAIC SAP				—	—
4. Net SAP (1-2-3=4)	XXX	XXX	XXX	\$ 346,749	\$ 245,311
Surplus					
5. TIL state basis (Page 3, Line 38, Columns 1 & 2)	XXX	XXX	XXX	\$ 13,128,736	\$ 12,774,692
6. State prescribed practices that are an (increase)/decrease from NAIC SAP				—	—
7. State permitted practices that are an (increase)/decrease from NAIC SAP				—	—
8. NAIC SAP (5-6-7=8)	XXX	XXX	XXX	\$ 13,128,736	\$ 12,774,692

B. Use of Estimates in the Preparation of the Financial Statements

The preparation of financial statements in conformity with the National Association of Insurance Commissioners ("NAIC") Annual Statement Instructions and NAIC SAP requires management to make estimates and assumptions that affect the reported amounts of assets and liabilities and disclosure of contingent assets and liabilities at the date of the financial statements and the reported amounts of revenues and expenses during the reported periods. Actual results could differ from those estimates. The most significant estimates include those used in determining the liability for aggregate reserves for future benefits and the liability for premium and other deposit funds. Although some variability is inherent in these estimates, management believes the amounts provided are adequate.

C. Accounting Policy

Life premiums are recognized as income over the premium paying period of the related policies.

Expenses incurred in connection with acquiring new insurance business, including such acquisition costs as sales commissions, are charged to operations as incurred. Expenses incurred are reduced for ceding allowances received or receivable.

In addition, the Company uses the following accounting policies:

- Short-term investments include investments whose remaining maturities, at the time of acquisition, are one year or less and are stated at amortized cost. Cash equivalents include investments whose remaining maturities, at time of acquisition, are 90 days or less and are stated at amortized cost. Cash equivalents also include money market instruments which are carried at fair value.
- Other than loan-backed and structured securities, investments in unaffiliated bonds rated in NAIC classes 1 through 5 are carried at amortized cost, and unaffiliated bonds rated in NAIC class 6 are carried at the lower of amortized cost or fair value.
- The Company has no investments in common stocks.
- The Company has no investments in preferred stocks.
- The Company has no investments in mortgage loans.
- The Company has no investments in loan-backed bond and structured securities.
- The Company has no investments in subsidiaries.
- The Company has no investments in joint ventures, partnerships, and limited liability companies.
- The Company has no investments in derivatives.
- The Company considers anticipated investment income as a factor in the premium deficiency calculation in accordance with SSAP No. 54, Individual and Group Accident and Health Contracts.
- The Company does not have any accident and health policies.
- The Company follows accounting for implementation costs incurred in a cloud computing arrangement that is a service contract in accordance with SSAP No. 16 – Electronic Data Processing Equipment and Software. Implementation costs for service contracts are capitalized as nonoperating system software and as a nonadmitted asset and will be recognized as each component of the hosting arrangement is ready for its intended use. Hosting arrangements that are service contracts will be amortized over the lesser of the term of the hosting agreement or up to five years.
- The Company has no pharmaceutical rebate receivables.
- The Company writes down the book value of investments when declines in values are considered to be other than temporary impairments (OTTI).

Bonds:

The Company evaluates OTTI by conducting a quarterly analysis of bonds. The Company considers the following factors, where applicable depending on the type of securities, in the evaluation of whether a decline in value is other than temporary: (a) the likelihood that the Company will be able to collect all amounts due according to the contractual terms of the debt security; (b) the present value of the expected future cash flows of the security; (c) the characteristics, quality and value of the underlying collateral or issuer securing the position; (d) collateral structure; (e) the length of time and extent to which the fair value has been below amortized cost; (f) the financial condition and near-term prospects of the issuer; (g) adverse conditions related to the security or industry; (h) the rating of the security; (i) the Company's ability and intent to hold the investment for a period of time sufficient to allow for an anticipated recovery to amortized cost; and (j) other qualitative and quantitative factors in determining the existence of OTTI including, but not limited to, unrealized loss trend analysis and significant short-term changes in value.

NOTES TO FINANCIAL STATEMENTS

D. Going Concern

The Company is not aware of any conditions or events which raise substantial doubts concerning the Company's ability to continue as a going concern.

Note 2 - Accounting Changes and Corrections of Errors

Accounting Changes

In 2024, the NAIC modified SSAP No. 15 – Debt and Holding Company Obligations to require additional disclosures related to unused commitments and lines of credit, disaggregated by short and long-term commitments. The Company adopted this guidance in 2024, however, it is not material to the Company.

In 2024, the NAIC modified SSAP No. 86 – Derivatives to require additional disclosures identifying where cash flows associated with derivative transactions are presented in the Statement of Cash Flow. The Company adopted this guidance in 2024, however, it is not material to the Company.

In 2023, the NAIC modified SSAP No. 34 – Investment Income Due and Accrued to require additional disclosures to capture gross, non-admitted and admitted amounts of accrued interest income and to separately identify the cumulative amount of paid-in-kind interest income included in the current principal balance. The guidance is effective December 31, 2023. The Company adopted this guidance in 2023, however, it is not material to the Company.

In 2023, the NAIC modified SSAP No. 43 - Loan-Backed and Structured Securities to add collateralized loan obligations (CLO) to the financial modeling guidance and clarify CLOs are not captured as legacy securities. This guidance is effective December 31, 2023 and will eventually result in CLOs no longer being eligible to use credit rating provider ratings to determine NAIC designation. The Company adopted this guidance in 2023, but effects of the guidance will not have an impact until CLO modeling methodology is implemented by the Securities Valuation Office.

In 2023, the NAIC modified several statutory statements to ensure consistency in the reporting of residual interests, irrespective of legal form. The changes incorporate the 2022 principles-based definition of residual interests, which are characterized as investments in structures backed by a discrete pool of collateral assets, where cash flows first provide principal and interest payments to debt holders, with remaining funds provided to holders of residual interests. The changes modify the following statutory statements: SSAP No. 30 – Common Stock, SSAP No. 32 – Preferred Stock, SSAP 43 – Loan-Backed and Structured Securities, and SSAP No. 48 – Joint Ventures, Partnerships and Limited Liability Companies. All changes are effective December 31, 2023. The Company adopted this guidance in 2023, however it is not material to the Company.

In 2023, the NAIC adopted INT 23-01 Net Negative (Disallowed) Interest Maintenance Reserve ("INT 23-01"). This interpretation prescribes optional statutory accounting guidance as an update to the existing guidance detailed in SSAP No. 7 – Asset Valuation Reserve and Interest Maintenance Reserve ("SSAP No. 7"), and allows the Company to partially admit negative (disallowed) interest maintenance reserve ("IMR") up to 10% of the Company's adjusted capital and surplus. The interpretation is effective immediately and lasts until December 31, 2025.

At December 31, 2024 and 2023, the Company had \$0 and \$35,295, respectively, of net negative (disallowed) IMR in aggregate which was admitted in the general account Statutory Statements of Assets. The Company has risk-based capital greater than the 300% authorized control level and the admittance of net negative (disallowed) IMR as identified above is not material in amount nor as a percentage to capital and surplus.

The fixed income investments generating IMR losses comply with the Company's management policies and there have not been deviations from such policies. The Company does not have investments in derivatives. The Company's asset sales that generated admitted negative IMR were not compelled by liquidity pressures.

Recently Issued Accounting Standards

In 2024, the NAIC modified SSAP No. 21 – Other Admitted Assets to prescribe a measurement framework for all residual interests regardless of legal form and provide guidance for admitting debt securities that do not qualify as bonds or asset-backed securities under principles-based guidance within SSAP 26 or SSAP 43, respectively. The Company is currently evaluating the impact of the changes. The Company will adopt the revised standards effective January 1, 2025; however, the Company does not expect the changes to have a material impact to the financial statements.

In 2023, the NAIC adopted revisions to several statutory statements to finalize guidance throughout applicable standards related to the updated definition of a bond. The changes incorporate a principles-based definition which categorizes bonds as either issuer credit obligations or asset-backed securities. The changes primarily modify the following statutory statements: SSAP No. 26 – Bonds and SSAP No. 43 – Loan-Backed and Structured Securities, and in conjunction with the changes modify the title of SSAP No. 43 to Asset-Backed Securities. The Company will adopt the revised standards effective January 1, 2025 and classify investments in accordance with the new principles; however, the Company does not expect the changes to have a material impact to statutory surplus.

Note 3 - Business Combinations and Goodwill

A. Statutory Purchase Method

The Company had no business combinations accounted for under the statutory purchase method.

B. Statutory Merger

The Company had no statutory mergers.

C. Assumption Reinsurance

The Company had no assumption reinsurance.

D. Impairment Loss

The Company did not recognize any impairment losses.

Note 4 - Discontinued Operations

The Company had no discontinued operations.

Note 5 - Investments

A. Mortgage Loans, including Mezzanine Real Estate Loans

The Company has no investments in mortgage loans.

B. Debt Restructuring

The Company has no investments in restructured loans.

NOTES TO FINANCIAL STATEMENTS

C. Reverse Mortgages

The Company has no investments in reverse mortgages.

D. Loan-Backed Securities

1. Prepayment assumptions for single class and multi-class mortgage-backed/asset-backed securities were obtained from broker dealer survey values or internal estimates.
2. The Company had no other-than-temporary impairments ("OTTI") for loan-backed securities recorded during the year where the Company had either the intent to sell the securities or the inability or lack of intent to retain.
3. The Company has no investments in loan-backed bonds and structured securities as of 2024.
4. The Company did not have any securities in a material unrealized loss position.
5. The Company has no OTTI recognized during 2024.

E. Dollar Repurchase Agreements and/or Securities Lending Transactions

1. For repurchase agreements, Company policies require a minimum of 95% of the fair value of securities transferred under repurchase agreements to be maintained as collateral. For securities lending agreements, Company policies require a minimum of 102% of the fair value of the securities loaned at the outset of the contract be held as collateral. The agreements with third parties contain contractual provisions to allow for additional collateral to be obtained when necessary. Cash collateral received is invested in high quality investments and the offsetting collateral liability is included in Payables for securities lending.
2. The Company did not pledge any of its assets as collateral as of December 31, 2024 and 2023.
3. The Company did not accept collateral that is permitted by contract or custom to sell or repledge as of December 31, 2024 and 2023.
4. The Company did not use affiliated agents for its securities lending transactions.
5. The Company had no securities lending or dollar repurchase agreements as of December 31, 2024.
6. The Company has not accepted collateral that it is not permitted by contract or custom to sell or repledge.
7. As of December 31, 2024, the Company has no securities lending transactions that extend beyond one year from the reporting date.

F. Repurchase Agreements Transactions Accounted for as Secured Borrowing

The Company had no repurchase agreements transactions accounted for as secured borrowing transactions.

G. Reverse Repurchase Agreements Transactions Accounted for as Secured Borrowing

The Company had no reverse repurchase agreements transactions accounted for as secured borrowing transactions.

H. Repurchase Agreements Transactions Accounted for as a Sale

The Company had no repurchase agreements transactions accounted for as a sale transaction.

I. Reverse Repurchase Agreements Transactions Accounted for as a Sale

The Company had no reverse repurchase agreements transactions accounted for as a sale transaction.

J. Real Estate

The Company has no investments in real estate.

K. Investments in Low-income Housing Tax Credits ("LIHTC")

The Company has no investments in LIHTC.

NOTES TO FINANCIAL STATEMENTS

L. Restricted Assets

1. Restricted Assets (Including Pledged).

Restricted Asset Category	Gross (Admitted & Nonadmitted) Restricted								Percentage		
	Current Year					6	7	8	9	10	11
	1	2	3	4	5						
	Total General Account (G/A)	G/A Supporting S/A Activity (a)	Total Separate Account (S/A) Restricted Assets	S/A Assets Supporting G/A Activity (b)	Total (1 plus 3)	Total From Prior Year	Increase/ (Decrease) (5 minus 6)	Total Nonadmitted Restricted	Total Admitted Restricted (5 minus 8)	Gross (Admitted & Nonadmitted) Restricted to Total Assets (c)	Admitted Restricted to Total Admitted Assets (d)
a. Subject to contractual obligation for which liability is not shown	\$ —	\$ —	\$ —	\$ —	\$ —	\$ —	\$ —	\$ —	\$ —	0 %	0 %
b. Collateral held under security lending agreements	—	—	—	—	—	—	—	—	—	0 %	0 %
c. Subject to repurchase agreements	—	—	—	—	—	—	—	—	—	0 %	0 %
d. Subject to reverse repurchase agreements	—	—	—	—	—	—	—	—	—	0 %	0 %
e. Subject to dollar repurchase agreements	—	—	—	—	—	—	—	—	—	0 %	0 %
f. Subject to dollar reverse repurchase agreements	—	—	—	—	—	—	—	—	—	0 %	0 %
g. Placed under option contracts	—	—	—	—	—	—	—	—	—	0 %	0 %
h. Letter stock or securities restricted as to sale - excluding FHLB capital stock	—	—	—	—	—	—	—	—	—	0 %	0 %
i. FHLB capital stock	—	—	—	—	—	—	—	—	—	0 %	0 %
j. On deposit with states	5,780,591	—	—	—	5,780,591	5,745,454	35,137	—	5,780,591	43.85 %	43.85 %
k. On deposit with other regulatory bodies	—	—	—	—	—	—	—	—	—	0 %	0 %
l. Pledged as collateral to FHLB (including assets backing funding agreements)	—	—	—	—	—	—	—	—	—	0 %	0 %
m. Pledged as collateral not captured in other categories	—	—	—	—	—	—	—	—	—	0 %	0 %
n. Other restricted assets	—	—	—	—	—	—	—	—	—	0 %	0 %
o. Total restricted assets	\$5,780,591	\$ —	\$ —	\$ —	\$5,780,591	\$5,745,454	\$ 35,137	\$ —	\$ 5,780,591	43.85 %	43.85 %

(a) Subset of column 1.

(b) Subset of column 3.

(c) Column 5 divided by Asset Page, Column 1, Line 28.

(d) Column 9 divided by Asset Page, Column 3, Line 28.

- The Company had no assets pledged as collateral not captured in other categories (contracts that share similar characteristics, such as reinsurance and derivatives, are reported in the aggregate).
- The Company had no other restricted assets (contracts that share similar characteristics, such as reinsurance and derivatives, are reported in the aggregate).
- The Company had no collateral received and reflected as assets within the Company's financial statements.

M. Working Capital Finance Investments

The Company had no working capital finance investments.

N. Offsetting and Netting of Assets and Liabilities

The Company had no offsetting and netting of assets and liabilities.

O. 5* Securities

The Company had no 5* securities.

P. Short Sales

The Company had no short sales.

NOTES TO FINANCIAL STATEMENTS

Q. Prepayment Penalty and Acceleration Fees

The Company had no prepayment penalty and acceleration fees.

R. Reporting Entity's Share of Cash Pool by Asset type

The Company did not participate in a short term investment pool as of December 31, 2024.

Note 6 - Joint Ventures, Partnerships and Limited Liability Companies

A. Investments in Joint Ventures, Partnerships and Limited Liability Companies

The Company has no investments in joint ventures, partnerships, or limited liability companies at December 31, 2024.

B. Impaired Investments in Joint Ventures, Partnerships or Limited Liability Companies

Impaired investments in joint ventures, partnerships or limited liability companies are not applicable.

Note 7 - Investment Income

A. Due and accrued investment income with amounts over 90 days past due is nonadmitted.

B. The total amount of investment income due and accrued excluded from surplus at December 31, 2024 and 2023 was \$0.

C. The gross, nonadmitted and admitted amounts for interest income due and accrued.

Interest income due and accrued	Amount
1. Gross	\$ 124,878
2. Nonadmitted	\$ —
3. Admitted	\$ 124,878

D. The Company had no aggregate deferred interest.

E. The Company had no cumulative amounts of PIK interest included in the current principal balance.

Note 8 - Derivative Instruments

The Company has no investments in derivative instruments.

Note 9 - Income Taxes

A. The components of the net deferred tax asset/(deferred tax liability) ("DTA"/"DTL") at period end and the change in those components are as follows:

1	2024		
	Ordinary	Capital	Total
(a) Gross DTA	\$ —	\$ 18,400	\$ 18,400
(b) Statutory valuation allowance adjustments	—	—	—
(c) Adjusted gross DTA	—	18,400	18,400
(d) Deferred tax assets nonadmitted	—	—	—
(e) Subtotal net admitted deferred tax assets	—	18,400	18,400
(f) Deferred tax liabilities	11,105	—	11,105
(g) Net admitted deferred tax asset/(net deferred tax liability)	\$ (11,105)	\$ 18,400	\$ 7,295

2	2024		
	Ordinary	Capital	Total
Admission Calculation Components SSAP No. 101 :			
(a) Federal income taxes paid in prior years recoverable by C/B	\$ —	\$ —	\$ —
(b) Adjusted gross DTA expected to be realized	—	18,400	18,400
(1) DTA's expected to be realized after the balance sheet date	—	18,400	18,400
(2) DTA's allowed per limitation threshold	XXX	XXX	1,968,216
(c) DTA's offset against DTLs	—	—	—
(d) DTA's admitted as a result of application of SSAP No. 101	\$ —	\$ 18,400	\$ 18,400

3	(a) Ratio % used to determine recovery period and threshold limitation	37,429 %
	(b) Adjusted capital and surplus used to determine 2(b) thresholds	13,121,441

NOTES TO FINANCIAL STATEMENTS

4	2024		
	Ordinary	Capital	
Impact of Tax Planning Strategies:			
(a)	Determination of adjusted gross DTA and net admitted DTA, by tax character as a %.		
(1)	\$ —	\$ 18,400	
(2)	0 %	0 %	
(3)	\$ —	\$ 18,400	
(4)	0 %	0 %	
(b)	Do the tax planning strategies include the use of reinsurance? Yes ___ No <u>X</u>		
1	2023		
	Ordinary	Capital	Total
(a)	\$ 10,763	\$ —	\$ 10,763
(b)	—	—	—
(c)	10,763	—	10,763
(d)	10,763	—	10,763
(e)	—	—	—
(f)	—	—	—
(g)	\$ —	\$ —	\$ —
2	2023		
	Ordinary	Capital	Total
Admission Calculation Components SSAP No. 101 :			
(a)	\$ —	\$ —	\$ —
(b)	—	—	—
(1)	—	—	—
(2)	XXX	XXX	1,916,204
(c)	—	—	—
(d)	\$ —	\$ —	\$ —
3	(a)	Ratio % used to determine recovery period and threshold limitation 37,467 %	
	(b)	Adjusted capital and surplus used to determine 2(b) thresholds 12,774,692	
4	2023		
	Ordinary	Capital	
Impact of Tax Planning Strategies:			
(a)	Determination of adjusted gross DTA and net admitted DTA, by tax character as a %.		
(1)	\$ 10,763	\$ —	
(2)	0 %	0 %	
(3)	\$ —	\$ —	
(4)	0 %	0 %	
(b)	Do the tax planning strategies include the use of reinsurance? Yes ___ No <u>X</u>		
1	Change During 2024		
	Ordinary	Capital	Total
(a)	\$ (10,763)	\$ 18,400	\$ 7,637
(b)	—	—	—
(c)	(10,763)	18,400	7,637
(d)	(10,763)	—	(10,763)
(e)	—	18,400	18,400
(f)	11,105	—	11,105
(g)	\$ (11,105)	\$ 18,400	\$ 7,295
2	Change During 2024		
	Ordinary	Capital	Total
Admission Calculation Components SSAP No. 101 :			
(a)	\$ —	\$ —	\$ —
(b)	—	18,400	18,400
(1)	—	18,400	18,400
(2)	XXX	XXX	52,012
(c)	—	—	—
(d)	\$ —	\$ 18,400	\$ 18,400

NOTES TO FINANCIAL STATEMENTS

3	(a) Ratio % used to determine recovery period and threshold limitation	(38)%
	(b) Adjusted capital and surplus used to determine 2(b) thresholds	346,749
4		Change During 2024
		Ordinary Capital
	Impact of Tax Planning Strategies:	
	(a) Determination of adjusted gross DTA and net admitted DTA, by tax character as a %.	
	(1) Adjusted gross DTAs amount from Note 9A1c	\$ (10,763) \$ 18,400
	(2) % of adjusted gross DTAs by tax character attributable to the impact of planning strategies	0 % 0 %
	(3) Net admitted adj. gross DTAs amount from Note 9A1e	\$ — \$ 18,400
	(4) % of net admitted adjusted gross DTAs by tax character admitted because of the impact of planning strategies	0 % 0 %

B. DTLs are not recognized for the following amounts:

Not Applicable.

C. Significant Components of Income Taxes Incurred

1	The components of current income tax (benefit)/expense are as follows:			
		2024	2023	Change
	(a) Federal	\$ 96,524	\$ 85,015	\$ 11,509
	(b) Foreign	—	—	—
	(c) Subtotal	96,524	85,015	11,509
	(d) Federal income tax on net capital gains	826	(827)	1,653
	(e) Utilization of capital loss carryforward	—	—	—
	(f) Other	—	—	—
	(g) Federal and foreign income taxes incurred	\$ 97,350	\$ 84,188	\$ 13,162

2	The main components of the period end deferred tax amounts and the change in those components are as follows:			
		2024	2023	Change
	DTA: Ordinary			
	Investments	—	10,763	(10,763)
	Subtotal: DTA ordinary	—	10,763	(10,763)
	Ordinary statutory valuation allowance	—	—	—
	Total adjusted gross ordinary DTA	—	10,763	(10,763)
	Nonadmitted ordinary DTA	—	10,763	(10,763)
	Admitted ordinary DTA	—	—	—
	DTA: Capital			
	Investments	18,400	—	18,400
	Subtotal: DTA capital	18,400	—	18,400
	Capital statutory valuation allowance	—	—	—
	Total adjusted gross capital DTA	18,400	—	18,400
	Nonadmitted capital DTA	—	—	—
	Admitted capital DTA	18,400	—	18,400
	Total Admitted DTA	\$ 18,400	\$ —	\$ 18,400

3	DTL: Ordinary			
	Investments	\$ 11,105	\$ —	\$ 11,105
	Gross DTL ordinary	11,105	—	11,105
	DTL: Capital			
	Gross DTL capital	—	—	—
	Total DTL	11,105	—	11,105
	Net adjusted DTA/(DTL)	\$ 7,295	\$ —	\$ 7,295
	Adjust for the change in nonadmitted deferred tax			(10,763)
	Adjusted change in net deferred Income Tax			\$ (3,468)

NOTES TO FINANCIAL STATEMENTS

D. Reconciliation of federal income tax rate to actual effective rate:

The sum of the income tax incurred and the change in the DTA/DTL is different from the result obtained by applying the statutory federal income tax rate to the pretax income. The significant items causing this difference are as follows:

	2024	% of Pre-tax income	2023	% of Pre-tax income
	Tax effect	\$ 444,098	Tax effect	\$ 329,499
Statutory tax	\$ 93,261	21.00 %	\$ 69,195	21.00 %
All other	7,557	1.70 %	(7,412)	(2.25)%
Total statutory income tax	\$ 100,818	22.70 %	\$ 61,783	18.75 %
Federal and foreign income taxes incurred	97,350	21.92 %	84,188	25.55 %
Change in net deferred income taxes	3,468	0.78 %	(22,405)	(6.80)%
Total statutory income tax	\$ 100,818	22.70 %	\$ 61,783	18.75 %

E. Operating loss and tax credit carryforwards and protective tax deposits

- At December 31, 2024, the Company had \$0 net operating loss carryforwards and \$0 of foreign tax credit carryforwards.
- The amount of federal income taxes incurred in the current year and each preceding year that will be available for recoupment in the event of future net losses are:

2024	\$	—
2023	\$	—
2022	\$	—

- The aggregate amounts of deposits reported as admitted assets under Section 6603 of the IRS Code was \$0 as of December 31, 2024.

F. Consolidated Federal Income Tax Return

- The Company will file a stand alone federal income tax return.
- Federal Income Tax Allocation

As the Company files a stand alone federal tax return, intercompany tax allocation is not applicable.

Note 10 - Information Concerning Parent, Subsidiaries and Affiliates

A&C. See Schedule Y.

B. The Company has no reportable transactions with affiliates in 2024.

D. The Company reported \$48,113 and \$39,510 as a payable to parents, subsidiaries and affiliates as of December 31, 2024 and 2023, respectively. Amounts are settled in accordance with terms of the agreements.

E. Guarantees or undertakings including the Company and any affiliate or related party:

For all guarantees, see Note 14.A.2.

F. Management or expense allocation contracts involving affiliated companies:

Effective September 21, 2022, Talcott Resolution Life Insurance Company ("TL") entered into an intercompany liquidity agreement between several Talcott entities; including TR Re, Ltd. ("TR Re"), Talcott Life Re, Ltd ("TLR") and Talcott Life & Annuity Re, Ltd. ("TLAR"). TL may lend a total of \$500M in aggregate to these affiliates. TL may also borrow a total of \$1.5B consisting of \$500M from each of the aforementioned entities. Under the agreement, TLR, TLAR and TR Re cannot extend loans between one another.

Effective September 21, 2022, Talcott Resolution Life and Annuity Insurance Company ("TLA") entered into an intercompany liquidity agreement between several Talcott entities; TR Re, TLR and TLAR. TLA may lend a total of \$200M in aggregate to these affiliates. TLA may also borrow a total of \$600M consisting of \$200M from each of the aforementioned entities. Under the agreement, TLR, TLAR and TR Re cannot extend loans between one another.

Effective December 28, 2021, TL and certain of its affiliates, including but not limited to insurance companies (the "Talcott Companies"), entered into an Investment Management Agreement with Sixth Street Insurance Solutions, L.P. to provide investment management services with respect to certain assets.

Effective July 1, 2021, TL and certain of its affiliates, including but not limited to insurance companies (the "Talcott Companies"), entered into a new Amended and Restated Services and Cost Allocation Agreement, which superseded the previous Cost Allocation Agreements and authorizes the affiliates and TL to obtain a variety of operating services from each other to conduct their day to day businesses and to provide fair and equitable compensation for their services. Expenses covered under the Agreement are allocated based on cost plus basis.

Effective June 1, 2018, TL and certain of its broker dealer affiliates, including Talcott Resolution Distribution Company ("TDC") entered into a new Amended and Restated Service and Cost Allocation Agreement, which provides services to the entities for the purpose of conducting their day to day businesses.

Effective June 26, 2018, Hopmeadow Holdings, LP and its direct and indirect subsidiaries entered into a new Tax Allocation Agreement. On December 30, 2021, TR Re, Ltd., a new subsidiary of Hopmeadow Holdings, LP, was added to the agreement via joinder.

Effective June 1, 2018, TL entered into an Intercompany Liquidity Agreement (the "Liquidity Agreement") with Talcott Resolution Life and Annuity Insurance Company ("TLA"). The Agreement allows for short-term advances of funds between TL, TLA and certain TL subsidiaries who become parties to the Liquidity Agreement in the future. There are currently no advances outstanding.

Effective December 12, 2018, TL entered into an Intercompany Liquidity Agreement (the "TLI Liquidity Agreement") with Talcott Resolution Life, Inc. ("TLI"). The TLI Liquidity Agreement allows for short-term advances of funds between TL and TLI. There are currently no advances outstanding.

Effective July 14, 2012, TL entered into an administrative service agreement (the "ASA") with Talcott Administrative Services Company LLC ("TASC", formerly known as Lombard International Administration Services Company, LLC). Under the ASA, TASC provides certain administrative services with respect to specified contracts and accounts.

Principal Underwriting Agreement between TDC, TL, and TLA as amended and restated effective July 17, 2007.

NOTES TO FINANCIAL STATEMENTS

- G. All outstanding shares of the Company's stock are owned by Talcott Resolution Life, Inc. ("TLI"). See Note 21.C, Other Items.
- H. The Company does not own shares of any upstream intermediate or ultimate parent, either directly or indirectly via subsidiary, controlled or affiliated ("SCA") company.
- I. The Company has no investments in an SCA company that exceed 10% of its admitted assets.
- J. The Company has no impaired investments in an SCA company.
- K. The Company has no investments in a foreign subsidiary.
- L. The Company has no investments in a downstream noninsurance holding company.
- M. The Company has no investments in noninsurance SCA entities.
- N. The Company has no investments in insurance SCA's for which the audited statutory equity reflects a departure from the NAIC statutory accounting practices and procedures.

Note 11 - Debt

- A. The Company has no outstanding debt.
- B. The Company has no Federal Home Loan Bank agreements.

Note 12 - Retirement Plans, Deferred Compensation, Postemployment Benefits and Compensated Absences and Other Postretirement Benefit Plans

A-D. Defined Benefit Plans

The Company has no direct plans.

E. Defined Contribution Plans

The Company has no direct plans.

F. Multiemployer Plans

The Company has no multiemployer plans.

G. Consolidated/Holding Company Plans

Talcott Deferred Compensation Plans

As of June 1, 2018, Talcott Life Insurance Company ("TL") adopted an investment and savings plan, the Talcott 401(k) Plan and a non-qualified savings plan, the Talcott Resolution Deferred Compensation Plan. Effective December 31, 2018, both plans were assigned to Talcott Resolution Life Inc., the Company's indirect parent. Substantially all U.S. employees of the Company are eligible to participate in the Talcott 401(k) Plan under which designated contributions can be invested in a variety of investments. Subject to IRS limits, the employee can contribute up to 90% of their eligible compensation. The Company's contributions include a non-elective contribution of 2% of eligible compensation and a dollar-for-dollar matching contribution of up to 6% of eligible compensation contributed by the employee each pay period.

The Talcott Resolution Deferred Compensation Plan is for a select group of management and provides an opportunity to defer compensation on a pre-tax basis and accumulate tax-deferred earnings. The Plan has a 6% matching contribution for eligible compensation earned in excess of the 401(a)(17) limit, currently \$350,000. Eligible compensation includes salary and bonuses and participants can defer up to 80% of their eligible pay. The Plan shall represent an unfunded, unsecured obligation of the company to provide deferred compensation. Any payments to a participant or other person hereunder shall be paid from the general assets of the company, and each participant shall have the status of an unsecured general creditor of the company with respect to any amounts payable under the Plan. The accrued liability for the company during 2024 and 2023 was immaterial.

Talcott Long-term Disability Plan

The Company participates in Talcott sponsored postemployment plans that provide for medical and salary replacement benefits for employees on long-term disability. The expenses allocated to the Company for long term disability were not material to the results of operations for the years ended December 31, 2024 and 2023.

Talcott Resolution Long-term Incentive Plan

In September, 2021, the Company adopted a new Long-term Cash Incentive Plan ("the Plan") to attract and retain executive and management level employees of the Company and its affiliates in support of the continued growth and long-term performance of the Company. U.S. employees in certain employment bands (generally executive and management level) are eligible to participate in the Plan. Targets vary by employment level. Awards are issued annually at the discretion of management, and vest in full on the third anniversary of the date of the grant, subject to the participant's continued employment with the Company. Any payments to a participant or other person hereunder shall be paid from the general assets of the company, and each participant shall have the status of an unsecured general creditor of the company with respect to any amounts payable under the Plan. The expense accrued for the Company during 2024 and 2023 was immaterial.

H. Postemployment Benefits and Compensated Absences

The Company has no direct postemployment benefits and compensated absences.

I. Impact of Medicare Modernization Act on Postretirement Benefits (INT 04-17).

There was no impact from the Modernization Act on Medicare postretirement benefits (INT 04-17) to the Company.

Note 13 - Capital and Surplus, Shareholders' Dividend Restrictions and Quasi-Reorganizations

1. The Company has 1,000,000 shares of common stock authorized, issued and outstanding. The par value of the stock is \$2.50.
2. The Company has no preferred shares authorized.
3. The maximum amount of dividends which can be paid to shareholders by Connecticut domiciled insurance companies, without prior approval of the Connecticut Insurance Commissioner (the "Commissioner"), is generally restricted to the greater of 10% of surplus as of the preceding December 31st or the net gain from operations after dividends to policyholders, federal income taxes and before realized capital gains or (losses) for the previous year. In addition, if any dividend exceeds the insurer's earned surplus, it requires the prior approval of the Commissioner. Dividends are paid as determined by the Board of Directors in

NOTES TO FINANCIAL STATEMENTS

accordance with state statutes and regulations, and are not cumulative. With respect to dividends to its parent TL, the Company's dividend limitation under the holding company laws of Connecticut is \$1,312,874 in 2025.

4. The Company paid no dividends in 2024 and 2023.
5. Within the limits of (3) above, there are no additional restrictions placed on the portion of Company profits that may be paid as ordinary dividends to stockholders.
6. No restrictions have been placed on the unassigned funds of the Company.
7. The Company is not organized as a mutual company.
8. No stock is being held by the Company for special purposes.
9. The Company had no changes in the balances of any special surplus funds from the prior period.
10. The portion of unassigned funds (surplus) represented or reduced by cumulative unrealized gains and (losses) is \$0.
11. The Company has no surplus notes outstanding.
12. The Company had no restatements due to quasi-reorganization.
13. The Company had no quasi-reorganizations.

Note 14 - Liabilities, Contingencies, and Assessments

A. Contingent Commitments

1. The Company has no commitments or contingent commitments to a joint venture, partnership or limited liability company.
2. Detail of Other Contingent Commitments
Not applicable.
3. Summary of Detail in Note 14.A.2.
Not applicable.

B. Assessments

1. Liability and Related Asset

In all states, insurers licensed to transact certain classes of insurance are required to become members of a guaranty fund. In most states, in the event of the insolvency of an insurer writing any such class of insurance in the state, members of the funds are assessed to pay certain claims of the insolvent insurer. A particular state's fund assesses its members based on their respective written premiums in the state for the classes of insurance in which the insolvent insurer was engaged. Assessments are generally limited for any year to one or two percent of premiums written per year, depending on the state.

Under insurance guaranty fund laws in each state, the District of Columbia and Puerto Rico, insurers licensed to do business can be assessed by state insurance guaranty associations for certain obligations of insolvent insurance companies to policyholders and claimants. Part of the assessments paid by/refunded to the Company pursuant to these laws may be used as credits for a portion of the associated premium taxes. The Company paid no guaranty fund assessments in 2024 and 2023. The Company had a guaranty fund receivable of \$0 as of both December 31, 2024 and 2023.

2. Rollforward of Related Asset

The Company has no guaranty fund assets to rollforward.

3. Guaranty Fund Liabilities and Assets Related to Assessments from Insolvencies for Long-Term Care Contracts

The Company has no guaranty fund liabilities and assets related to assessments from insolvencies for long-term care contracts.

C. Gain Contingencies

The Company has no gain contingencies.

D. Claims related extra contractual obligations and bad faith losses stemming from lawsuits

The Company has no claims related extra contractual obligation and bad faith losses stemming from lawsuits.

E. Joint and Several Liabilities

The Company had no joint and several liabilities.

F. All Other Contingencies

The Company is or may become involved in various legal actions, some of which assert claims for substantial amounts. Management expects that the ultimate liability, if any, with respect to such lawsuits, after consideration of provisions made for estimated losses and costs of defense, will not be material to the financial condition of the Company.

For additional information, please refer to the current and periodic reports filed by TL with the United States Securities and Exchange Commission.

Note 15 - Leases

- A. The Company has no material lease commitments. The Company reimburses its parent, TL for rent of its Home Office Facility.
- B. Leasing is not a source of income for the Company.

Note 16 - Information about Financial Instruments with Off-Balance Sheet Risk and Financial Instruments with Concentrations of Credit Risk

The Company has no financial instruments with off-balance sheet risk.

NOTES TO FINANCIAL STATEMENTS

The Company aims to maintain a diversified investment portfolio including issuer, sector, and geographic stratification, and has established certain exposure limits, diversification standards and review procedures to mitigate credit risk. The Company is not exposed to any credit concentration risk of a single issuer, excluding U.S. Government securities, greater than 10% of the Company's capital and surplus as of December 31, 2024.

Note 17 - Sale, Transfer and Servicing of Financial Assets and Extinguishments of Liabilities

- A. The Company had no transfers of receivables reported as sales.
- B. The Company had no transfer or servicing of financial assets.
- C. The Company had no wash sales.

Note 18 - Gain or Loss to the Reporting Entity from Uninsured Plans and the Uninsured Portion of Partially Insured Plans

The Company had no gain or loss from uninsured Accident & Health plans or the uninsured portion of partially insured plans.

Note 19 - Direct Premium Written/Produced by Managing General Agents/Third Party Administrators

The Company had no direct premiums written by managing general agents or third-party administrators.

NOTES TO FINANCIAL STATEMENTS

Note 20 – Fair Value Measurements

A. Fair Value Measurements

The Company's financial instruments held at fair value were not material.

Fair value is determined based on the "exit price" notion which is defined as the price that would be received to sell an asset in the principal or most advantageous market for the asset in an orderly transaction between market participants.

The Company utilizes the services of third-party investment managers, including Hartford Investment Management Company ("HIMCO") and Sixth Street Insurance Solutions, L.P., that are registered investment advisers under the Investment Advisers Act of 1940. The Company's Investment Valuation Committee ("IVC"), a working group chaired by the Chief Financial Officer ("CFO") of the Talcott Financial Group Investments, LLC subsidiaries, oversees the investment activities of these investment managers and directs other investments to maximize economic value and generate the returns necessary to support the Company's various product obligations, within internally established objectives, guidelines and risk tolerances. The portfolio objectives and guidelines are developed, by the Company, based upon the asset/liability profile, including duration, convexity and other characteristics within specified risk tolerances. The risk tolerances considered include, but are not limited to, asset sector, credit issuer allocation limits, and maximum portfolio limits for below investment grade holdings. The Company attempts to minimize adverse impacts to the investment portfolio and the Company's results of operations from changes in economic conditions through asset diversification, asset allocation limits, and asset/liability duration matching and the use of derivatives. The following section applies the fair value hierarchy and disclosure requirements for the Company's Separate Account assets, and categorizes the inputs in the valuation techniques used to measure fair value into three broad Levels (Level 1, 2, or 3):

Level 1 Unadjusted quoted prices for identical assets in active markets that the Company has the ability to access at the measurement date.

Level 2 Observable inputs, other than quoted prices included in Level 1, for the asset or prices for similar assets.

Level 3 The Company had no securities classified as Level 3 in 2024 and 2023.

In many situations, inputs used to measure the fair value of an asset or liability position may fall into different levels of the fair value hierarchy. In these situations, the Company's investment managers will determine the level in which the fair value falls based upon the lowest level input that is significant to the determination of the fair value. In most cases, both observable (e.g., changes in interest rates) and unobservable (e.g. changes in risk assumptions) inputs are used in determination of fair values that the Company's investment managers has classified within Level 3. Consequently, these values and the related gains and losses are based upon both observable and unobservable inputs.

1 The following table presents assets carried at fair value by hierarchy level:

December 31, 2024				
(Amounts in thousands)	Quoted Prices in Active Markets for Identical Assets (Level 1)	Significant Observable Inputs (Level 2)	Significant Unobservable Inputs (Level 3)	Total
a. Assets accounted for at fair value				
Cash equivalents	\$ 1,353	\$ —	\$ —	\$ 1
Total assets accounted for at fair value	\$ 1,353	\$ —	\$ —	\$ 1
b. Liabilities accounted for at fair value				
N/A	\$ —	\$ —	\$ —	\$ —
Total liabilities accounted for at fair value	\$ —	\$ —	\$ —	\$ —

Valuation Inputs for Investments

The Company determines the fair values of certain financial assets and liabilities based on quoted market prices where available and where prices represent reasonable estimates of fair value. The Company also determines fair values based on future cash flows discounted at the appropriate current market rate. Fair values reflect adjustments for counterparty credit quality, the Company's default spreads, liquidity and, where appropriate, risk margins on unobservable parameters.

The fair value process is monitored by the respective Valuation Committees of the Company's investment managers, which are comprised of senior management that meets at least quarterly. The purpose of the committee is to oversee the pricing policy and procedures by ensuring objective and reliable valuation practices and pricing of financial instruments as well as addressing valuation issues and approving changes to valuation methodologies and pricing sources.

In addition, the IVC is responsible for the approval and monitoring of the Valuation Policy of the Company as well as the adjudication of any valuation disputes thereunder. The Valuation Policy addresses valuation of all financial instruments held in the general account and guaranteed separate accounts of the Company, including all derivative positions. The IVC meets regularly, and its members include a cross-functional group of senior management as well as various investment, accounting, finance, and risk management professionals.

The Company also has an enterprise-wide Operational Risk Management function with Enterprise Risk Management ("ERM") which is responsible for establishing, maintaining and communicating the framework, principles and guidelines of the Company's operational risk management program. The Enterprise Model Oversight Working Group ensures compliance with the ERM framework by providing an independent review of the suitability, characteristics and reliability of model inputs as well as an analysis of significant changes to current models.

B. Other Fair Value Disclosures

Not applicable.

C. Fair Values for All Financial Instruments by Levels 1, 2 and 3

The tables below reflect the fair values and admitted values of all admitted assets that are financial instruments.

(Amounts in thousands)	December 31, 2024						
	Aggregate Fair Value	Admitted Value	(Level 1)	(Level 2)	(Level 3)	Net Asset Value (NAV)	Not Practicable (Carrying Value)
Assets							
Bonds – unaffiliated	\$ 10,203	\$ 11,057	\$ —	\$ 10,203	\$ —	\$ —	\$ —
Cash, cash equivalents and short-term investments - unaffiliated	1,986	1,986	1,986	—	—	—	—
Total assets	\$ 12,189	\$ 13,043	\$ 1,986	\$ 10,203	\$ —	\$ —	\$ —

NOTES TO FINANCIAL STATEMENTS

(Amounts in thousands)	December 31, 2023						
	Aggregate Fair Value	Admitted Value	(Level 1)	(Level 2)	(Level 3)	Net Asset Value (NAV)	Not Practicable (Carrying Value)
Assets							
Bonds – unaffiliated	\$ 10,757	\$ 11,163	\$ —	\$ 10,757	\$ —	\$ —	\$ —
Cash, cash equivalents and short-term investments - unaffiliated	1,493	1,493	1,493				
Total assets	\$ 12,250	\$ 12,655	\$ 1,493	\$ 10,757	\$ —	\$ —	\$ —

The valuation methodologies used to determine the fair values of bonds are described in the above Fair Value Measurements section of this note.

The amortized cost of cash, cash equivalents and short-term investments approximates fair value.

D. Financial Instruments for Which Not Practicable to Estimate Fair Values

As of December 31, 2024, the Company had no investments where it was not practicable to estimate fair value.

E. Financial Instruments Measured Using the NAV

The Company had no investments measured using the NAV.

Note 21 - Other Items

A. Unusual or Infrequent Items

The Company had no unusual or infrequent items during the reporting period.

B. Troubled Debt Restructuring: Debtors

The Company had no troubled debt restructurings during the reporting period.

C. Other Disclosures

The Company had no other disclosures during the reporting period.

D. Business Interruption Insurance Recoveries

No business interruption insurance recoveries were received.

E. State Transferable and Non-transferable Tax Credits

The Company had no unused state transferable or nontransferable tax credits.

F. Subprime Mortgage-Related Risk Exposure

The Company has no subprime mortgage-related risk exposure.

G. Retained Assets

The Company has no retained assets.

H. Insurance-Linked Securities (ILS) Contracts

The Company had no insurance-linked securities contracts.

I. Realized Amount on Life Insurance

The Company had no ownership of or rights to control life insurance policies.

Note 22 - Events Subsequent

The Company had no material subsequent events through the filing date of February 26, 2025.

Note 23 - Reinsurance

A. Ceded Reinsurance Report

Section 1 - General Interrogatories

- There are no reinsurers listed in Schedule S as non-affiliated, owned in excess of 10% or controlled, either directly or indirectly, by the Company or by any representative, officer, trustee, or director of the Company.
- No policies issued by the Company have been reinsured with a company chartered in a country other than the United States (excluding U.S. Branches of such companies) which is owned in excess of 10% or controlled directly or indirectly by an insured, a beneficiary, a creditor of an insured or any other person not primarily engaged in the insurance business.

Section 2 - Ceded Reinsurance Report - Part A

- The Company has no reinsurance agreements in effect under which the reinsurer may unilaterally cancel any reinsurance for reasons other than for nonpayment of premium or other similar credits.
- The Company has no reinsurance agreements in effect such that the amount of losses paid or accrued through the statement date may result in a payment to the reinsurer of amounts which, in aggregate and allowing for offset of mutual credits from other reinsurance agreements with the same reinsurer, exceed the total direct premium collected under the reinsurance policies.

Section 3 - Ceded Reinsurance Report - Part B

NOTES TO FINANCIAL STATEMENTS

1. The reduction in surplus, due to a hypothetical termination of all reinsurance agreements would be highly dependent on the facts and circumstances of such termination. The impact of such amount as of December 31, 2024 (excluding those agreements reflected in Section 2 above) is estimated to be \$0 prior to consideration of potential replacement reinsurance facilities.
2. There have been no new agreements executed or existing agreements amended, since January 1 of the year of this statement, to include policies or contracts which were in-force or which had existing reserves established by the Company as of the effective date of the agreement.

B. Uncollectible Reinsurance

The Company did not write off any uncollectible reinsurance during the year.

C. Commutation of Ceded Reinsurance

The Company has not commuted any ceded reinsurance during the year.

D. Certified Reinsurer Rating Downgraded or Status Subject to Revocation

Not applicable.

E. The Company has no variable annuity reinsurance contracts with an affiliated captive reinsurer.

F. The Company has no reinsurance agreements with an affiliated captive reinsurer.

G. The Company does not utilize captives to assume reserves for ceding entities.

H. Reinsurance Credit

1. The Company has no reinsurance contracts (or multiple contracts with the same reinsurer or its affiliates) subject to A-791 that include a provision, which limits the reinsurer's assumption of significant risks identified as in A-791.
2. The Company has no reinsurance contracts (or multiple contracts with the same reinsurer or its affiliates) not subject to A-791, for which reinsurance accounting was applied that include a provision that limits the reinsurer's assumption of risk.
3. The Company has no reinsurance contracts that contain features which result in delays in payment in form or in fact.
4. The Company has no reinsurance accounting credits for contracts not subject to A-791 and not yearly renewable term, which meet the risk transfer requirements of SSAP No. 61R.
5. The Company has not ceded any risk which is not subject to A-791 and not yearly renewable term reinsurance, under any reinsurance contract (or multiple contracts with the same reinsurer or its affiliates) during the period covered by the financial statement which is either: (i) accounted for as reinsurance under statutory accounting principles ("SAP") and as a deposit under generally accepted accounting principles ("GAAP") or (ii) accounted for as reinsurance under GAAP and a deposit under SAP.
6. Not applicable.

Note 24 - Retrospectively Rated Contracts & Contracts Subject to Redetermination

A.-C. The Company has no retrospectively rated contracts.

D. The Company had no medical loss ratio rebates.

E. The Company had no accident and health insurance premiums that are subject to the Affordable Care Act risk-sharing provisions.

Note 25 - Changes in Incurred Losses and Loss Adjustment Expenses

The Company had no change to incurred losses or loss adjustment expenses.

Note 26 - Intercompany Pooling Arrangements

The Company has no intercompany pooling arrangements.

Note 27 - Structured Settlements

The Company has not purchased any structured settlements.

Note 28 - Health Care Receivables

The Company has no health care receivables.

Note 29 - Participating Policies

The Company has no participating policies.

Note 30 - Premium Deficiency Reserves

The Company had no premium deficiency reserves.

Note 31 - Reserves for Life Contracts and Deposit-Type Contracts

1. Not applicable.
2. Not applicable.
3. Not applicable.
4. Basic data is used to determine Tabular Interest and Tabular Cost for Page 7.
5. Not applicable.

NOTES TO FINANCIAL STATEMENTS

6. Not applicable.

Note 32 - Analysis of Annuity Actuarial Reserves and Deposit Liabilities by Withdrawal Characteristics

The Company has no annuity actuarial reserves and deposit-type contract fund liabilities.

Note 33 - Analysis of Life Actuarial Reserves by Withdrawal Characteristics

The Company has no life actuarial reserves.

Note 34 - Premium and Annuity Considerations Deferred and Uncollected

The Company has no premium and annuity considerations deferred and uncollected.

Note 35 - Separate Accounts

The Company has no Separate Accounts.

Note 36 - Loss/Claim Adjustment Expenses

The Company had no loss/claim adjustment expenses.

GENERAL INTERROGATORIES

PART 1 - COMMON INTERROGATORIES GENERAL

- 1.1 Is the reporting entity a member of an Insurance Holding Company System consisting of two or more affiliated persons, one or more of which is an insurer? Yes [X] No []
If yes, complete Schedule Y, Parts 1, 1A, 2 and 3.
- 1.2 If yes, did the reporting entity register and file with its domiciliary State Insurance Commissioner, Director or Superintendent or with such regulatory official of the state of domicile of the principal insurer in the Holding Company System, a registration statement providing disclosure substantially similar to the standards adopted by the National Association of Insurance Commissioners (NAIC) in its Model Insurance Holding Company System Regulatory Act and model regulations pertaining thereto, or is the reporting entity subject to standards and disclosure requirements substantially similar to those required by such Act and regulations? Yes [X] No [] N/A []
- 1.3 State Regulating? CT
- 1.4 Is the reporting entity publicly traded or a member of a publicly traded group? Yes [] No [X]
- 1.5 If the response to 1.4 is yes, provide the CIK (Central Index Key) code issued by the SEC for the entity/group.
- 2.1 Has any change been made during the year of this statement in the charter, by-laws, articles of incorporation, or deed of settlement of the reporting entity? Yes [] No [X]
- 2.2 If yes, date of change:
- 3.1 State as of what date the latest financial examination of the reporting entity was made or is being made. 12/31/2022
- 3.2 State the as of date that the latest financial examination report became available from either the state of domicile or the reporting entity. This date should be the date of the examined balance sheet and not the date the report was completed or released. 12/31/2022
- 3.3 State as of what date the latest financial examination report became available to other states or the public from either the state of domicile or the reporting entity. This is the release date or completion date of the examination report and not the date of the examination (balance sheet date). 06/27/2024
- 3.4 By what department or departments?
State of Connecticut Insurance Department
- 3.5 Have all financial statement adjustments within the latest financial examination report been accounted for in a subsequent financial statement filed with Departments? Yes [] No [] N/A [X]
- 3.6 Have all of the recommendations within the latest financial examination report been complied with? Yes [] No [X] N/A []
- 4.1 During the period covered by this statement, did any agent, broker, sales representative, non-affiliated sales/service organization or any combination thereof under common control (other than salaried employees of the reporting entity) receive credit or commissions for or control a substantial part (more than 20 percent of any major line of business measured on direct premiums) of:
4.11 sales of new business? Yes [] No [X]
4.12 renewals? Yes [] No [X]
- 4.2 During the period covered by this statement, did any sales/service organization owned in whole or in part by the reporting entity or an affiliate, receive credit or commissions for or control a substantial part (more than 20 percent of any major line of business measured on direct premiums) of:
4.21 sales of new business? Yes [] No [X]
4.22 renewals? Yes [] No [X]
- 5.1 Has the reporting entity been a party to a merger or consolidation during the period covered by this statement? Yes [] No [X]
If yes, complete and file the merger history data file with the NAIC.
- 5.2 If yes, provide the name of the entity, NAIC company code, and state of domicile (use two letter state abbreviation) for any entity that has ceased to exist as a result of the merger or consolidation.

1 Name of Entity	2 NAIC Company Code	3 State of Domicile

- 6.1 Has the reporting entity had any Certificates of Authority, licenses or registrations (including corporate registration, if applicable) suspended or revoked by any governmental entity during the reporting period? Yes [] No [X]
- 6.2 If yes, give full information
.....
- 7.1 Does any foreign (non-United States) person or entity directly or indirectly control 10% or more of the reporting entity? Yes [] No [X]
- 7.2 If yes,
7.21 State the percentage of foreign control %
7.22 State the nationality(s) of the foreign person(s) or entity(s); or if the entity is a mutual or reciprocal, the nationality of its manager or attorney-in-fact and identify the type of entity(s) (e.g., individual, corporation, government, manager or attorney-in-fact).

1 Nationality	2 Type of Entity

ANNUAL STATEMENT FOR THE YEAR 2024 OF THE Talcott Resolution International Life Reassurance Corporation
GENERAL INTERROGATORIES

- 8.1 Is the company a subsidiary of a depository institution holding company (DIHC) or a DIHC itself, regulated by the Federal Reserve Board? Yes [] No [X]
- 8.2 If the response to 8.1 is yes, please identify the name of the DIHC.

- 8.3 Is the company affiliated with one or more banks, thrifts or securities firms? Yes [X] No []
- 8.4 If response to 8.3 is yes, please provide below the names and locations (city and state of the main office) of any affiliates regulated by a federal financial regulatory services agency [i.e. the Federal Reserve Board (FRB), the Office of the Comptroller of the Currency (OCC), the Federal Deposit Insurance Corporation (FDIC) and the Securities Exchange Commission (SEC)] and identify the affiliate's primary federal regulator.

1 Affiliate Name	2 Location (City, State)	3 FRB	4 OCC	5 FDIC	6 SEC
Talcott Resolution Distribution Company, Inc.	Hartford, CTNO...	..NO...	..NO...	..YES...

- 8.5 Is the reporting entity a depository institution holding company with significant insurance operations as defined by the Board of Governors of Federal Reserve System or a subsidiary of the depository institution holding company? Yes [] No [X]
- 8.6 If response to 8.5 is no, is the reporting entity a company or subsidiary of a company that has otherwise been made subject to the Federal Reserve Board's capital rule? Yes [] No [X] N/A []
9. What is the name and address of the independent certified public accountant or accounting firm retained to conduct the annual audit?
 No annual audit is required for this company. See response to question 10.3.
- 10.1 Has the insurer been granted any exemptions to the prohibited non-audit services provided by the certified independent public accountant requirements as allowed in Section 7H of the Annual Financial Reporting Model Regulation (Model Audit Rule), or substantially similar state law or regulation? Yes [] No [X]
- 10.2 If the response to 10.1 is yes, provide information related to this exemption:

- 10.3 Has the insurer been granted any exemptions related to the other requirements of the Annual Financial Reporting Model Regulation as allowed for in Section 18A of the Model Regulation, or substantially similar state law or regulation? Yes [X] No []
- 10.4 If the response to 10.3 is yes, provide information related to this exemption:
 The domestic regulator, State of Connecticut Insurance Department, issued written acknowledgement that the reporting entity satisfied the conditions for an exemption from providing audited financial reports, effective December 31, 2015.
- 10.5 Has the reporting entity established an Audit Committee in compliance with the domiciliary state insurance laws? Yes [X] No [] N/A []
- 10.6 If the response to 10.5 is no or n/a, please explain.

11. What is the name, address and affiliation (officer/employee of the reporting entity or actuary/consultant associated with an actuarial consulting firm) of the individual providing the statement of actuarial opinion/certification?
 Zengdi Zhuang, F.S.A., M.A.A.A., Assistant Vice President & Actuary, 1 American Row, Hartford, CT 06103
- 12.1 Does the reporting entity own any securities of a real estate holding company or otherwise hold real estate indirectly? Yes [] No [X]
- 12.11 Name of real estate holding company ...
 12.12 Number of parcels involved
 12.13 Total book/adjusted carrying value \$
- 12.2 If yes, provide explanation

- 13. FOR UNITED STATES BRANCHES OF ALIEN REPORTING ENTITIES ONLY:**
- 13.1 What changes have been made during the year in the United States manager or the United States trustees of the reporting entity?

- 13.2 Does this statement contain all business transacted for the reporting entity through its United States Branch on risks wherever located? Yes [] No []
- 13.3 Have there been any changes made to any of the trust indentures during the year? Yes [] No []
- 13.4 If answer to (13.3) is yes, has the domiciliary or entry state approved the changes? Yes [] No [] N/A []
- 14.1 Are the senior officers (principal executive officer, principal financial officer, principal accounting officer or controller, or persons performing similar functions) of the reporting entity subject to a code of ethics, which includes the following standards? Yes [X] No []
- a. Honest and ethical conduct, including the ethical handling of actual or apparent conflicts of interest between personal and professional relationships;
 b. Full, fair, accurate, timely and understandable disclosure in the periodic reports required to be filed by the reporting entity;
 c. Compliance with applicable governmental laws, rules and regulations;
 d. The prompt internal reporting of violations to an appropriate person or persons identified in the code; and
 e. Accountability for adherence to the code.
- 14.11 If the response to 14.1 is No, please explain:

- 14.2 Has the code of ethics for senior managers been amended? Yes [X] No []
- 14.21 If the response to 14.2 is yes, provide information related to amendment(s).
 The Code of Ethics and Business Conduct was last updated on October 21, 2024 for technical, administrative, and other non-substantive changes
- 14.3 Have any provisions of the code of ethics been waived for any of the specified officers? Yes [] No [X]
- 14.31 If the response to 14.3 is yes, provide the nature of any waiver(s).

ANNUAL STATEMENT FOR THE YEAR 2024 OF THE Talcott Resolution International Life Reassurance Corporation
GENERAL INTERROGATORIES

- 15.1 Is the reporting entity the beneficiary of a Letter of Credit that is unrelated to reinsurance where the issuing or confirming bank is not on the SVO Bank List? Yes [] No [X]
- 15.2 If the response to 15.1 is yes, indicate the American Bankers Association (ABA) Routing Number and the name of the issuing or confirming bank of the Letter of Credit and describe the circumstances in which the Letter of Credit is triggered.

1 American Bankers Association (ABA) Routing Number	2 Issuing or Confirming Bank Name	3 Circumstances That Can Trigger the Letter of Credit	4 Amount

BOARD OF DIRECTORS

16. Is the purchase or sale of all investments of the reporting entity passed upon either by the board of directors or a subordinate committee thereof? Yes [X] No []
17. Does the reporting entity keep a complete permanent record of the proceedings of its board of directors and all subordinate committees thereof? Yes [X] No []
18. Has the reporting entity an established procedure for disclosure to its board of directors or trustees of any material interest or affiliation on the part of any of its officers, directors, trustees or responsible employees that is in conflict or is likely to conflict with the official duties of such person? Yes [X] No []

FINANCIAL

19. Has this statement been prepared using a basis of accounting other than Statutory Accounting Principles (e.g., Generally Accepted Accounting Principles)? Yes [] No [X]
- 20.1 Total amount loaned during the year (inclusive of Separate Accounts, exclusive of policy loans):
- 20.11 To directors or other officers.....\$
 - 20.12 To stockholders not officers.....\$
 - 20.13 Trustees, supreme or grand (Fraternal Only) \$
- 20.2 Total amount of loans outstanding at the end of year (inclusive of Separate Accounts, exclusive of policy loans):
- 20.21 To directors or other officers.....\$
 - 20.22 To stockholders not officers.....\$
 - 20.23 Trustees, supreme or grand (Fraternal Only) \$
- 21.1 Were any assets reported in this statement subject to a contractual obligation to transfer to another party without the liability for such obligation being reported in the statement? Yes [] No [X]
- 21.2 If yes, state the amount thereof at December 31 of the current year:
- 21.21 Rented from others.....\$
 - 21.22 Borrowed from others.....\$
 - 21.23 Leased from others\$
 - 21.24 Other\$
- 22.1 Does this statement include payments for assessments as described in the Annual Statement Instructions other than guaranty fund or guaranty association assessments? Yes [] No [X]
- 22.2 If answer is yes:
- 22.21 Amount paid as losses or risk adjustment \$
 - 22.22 Amount paid as expenses\$
 - 22.23 Other amounts paid\$
- 23.1 Does the reporting entity report any amounts due from parent, subsidiaries or affiliates on Page 2 of this statement? Yes [] No [X]
- 23.2 If yes, indicate any amounts receivable from parent included in the Page 2 amount: \$
- 24.1 Does the insurer utilize third parties to pay agent commissions in which the amounts advanced by the third parties are not settled in full within 90 days? Yes [] No [X]
- 24.2 If the response to 24.1 is yes, identify the third-party that pays the agents and whether they are a related party.

Name of Third-Party	Is the Third-Party Agent a Related Party (Yes/No)

INVESTMENT

- 25.01 Were all the stocks, bonds and other securities owned December 31 of current year, over which the reporting entity has exclusive control, in the actual possession of the reporting entity on said date? (other than securities lending programs addressed in 25.03)..... Yes [X] No []

ANNUAL STATEMENT FOR THE YEAR 2024 OF THE Talcott Resolution International Life Reassurance Corporation
GENERAL INTERROGATORIES

- 25.02 If no, give full and complete information, relating thereto

- 25.03 For securities lending programs, provide a description of the program including value for collateral and amount of loaned securities, and whether collateral is carried on or off-balance sheet. (an alternative is to reference Note 17 where this information is also provided)

- 25.04 For the reporting entity's securities lending program, report amount of collateral for conforming programs as outlined in the Risk-Based Capital Instructions. \$
- 25.05 For the reporting entity's securities lending program, report amount of collateral for other programs. \$
- 25.06 Does your securities lending program require 102% (domestic securities) and 105% (foreign securities) from the counterparty at the outset of the contract? Yes [] No [] N/A [X]
- 25.07 Does the reporting entity non-admit when the collateral received from the counterparty falls below 100%? Yes [] No [] N/A [X]
- 25.08 Does the reporting entity or the reporting entity's securities lending agent utilize the Master Securities lending Agreement (MSLA) to conduct securities lending? Yes [] No [] N/A [X]
- 25.09 For the reporting entity's securities lending program state the amount of the following as of December 31 of the current year:
- 25.091 Total fair value of reinvested collateral assets reported on Schedule DL, Parts 1 and 2 \$ 0
- 25.092 Total book/adjusted carrying value of reinvested collateral assets reported on Schedule DL, Parts 1 and 2 \$ 0
- 25.093 Total payable for securities lending reported on the liability page \$ 0

- 26.1 Were any of the stocks, bonds or other assets of the reporting entity owned at December 31 of the current year not exclusively under the control of the reporting entity or has the reporting entity sold or transferred any assets subject to a put option contract that is currently in force? (Exclude securities subject to Interrogatory 21.1 and 25.03). Yes [X] No []
- 26.2 If yes, state the amount thereof at December 31 of the current year:
- 26.21 Subject to repurchase agreements \$ 0
- 26.22 Subject to reverse repurchase agreements \$ 0
- 26.23 Subject to dollar repurchase agreements \$ 0
- 26.24 Subject to reverse dollar repurchase agreements \$ 0
- 26.25 Placed under option agreements \$ 0
- 26.26 Letter stock or securities restricted as to sale - excluding FHLB Capital Stock \$ 0
- 26.27 FHLB Capital Stock \$ 0
- 26.28 On deposit with states \$ 5,780,591
- 26.29 On deposit with other regulatory bodies \$ 0
- 26.30 Pledged as collateral - excluding collateral pledged to an FHLB \$ 0
- 26.31 Pledged as collateral to FHLB - including assets backing funding agreements \$ 0
- 26.32 Other \$ 0

26.3 For category (26.26) provide the following:

1 Nature of Restriction	2 Description	3 Amount
.....

- 27.1 Does the reporting entity have any hedging transactions reported on Schedule DB? Yes [] No [X]
- 27.2 If yes, has a comprehensive description of the hedging program been made available to the domiciliary state? Yes [] No [] N/A [X]
 If no, attach a description with this statement.

LINES 27.3 through 27.5: FOR LIFE/FRATERNAL REPORTING ENTITIES ONLY:

- 27.3 Does the reporting entity utilize derivatives to hedge variable annuity guarantees subject to fluctuations as a result of interest rate sensitivity? Yes [] No [X]
- 27.4 If the response to 27.3 is YES, does the reporting entity utilize:
- 27.41 Special accounting provision of SSAP No. 108 Yes [] No []
- 27.42 Permitted accounting practice Yes [] No []
- 27.43 Other accounting guidance Yes [] No []
- 27.5 By responding YES to 27.41 regarding utilizing the special accounting provisions of SSAP No. 108, the reporting entity attests to the following: Yes [] No []
- The reporting entity has obtained explicit approval from the domiciliary state.
 - Hedging strategy subject to the special accounting provisions is consistent with the requirements of VM-21.
 - Actuarial certification has been obtained which indicates that the hedging strategy is incorporated within the establishment of VM-21 reserves and provides the impact of the hedging strategy within the Actuarial Guideline Conditional Tail Expectation Amount.
 - Financial Officer Certification has been obtained which indicates that the hedging strategy meets the definition of a Clearly Defined Hedging Strategy within VM-21 and that the Clearly Defined Hedging Strategy is the hedging strategy being used by the company in its actual day-to-day risk mitigation efforts.
- 28.1 Were any preferred stocks or bonds owned as of December 31 of the current year mandatorily convertible into equity, or, at the option of the issuer, convertible into equity? Yes [] No [X]
- 28.2 If yes, state the amount thereof at December 31 of the current year. \$
29. Excluding items in Schedule E, Part 3 - Special Deposits, real estate, mortgage loans and investments held physically in the reporting entity's offices, vaults or safety deposit boxes, were all stocks, bonds and other securities, owned throughout the current year held pursuant to a custodial agreement with a qualified bank or trust company in accordance with Section 1, III - General Examination Considerations, F. Outsourcing of Critical Functions, Custodial or Safekeeping Agreements of the NAIC Financial Condition Examiners Handbook? Yes [X] No []

29.01 For agreements that comply with the requirements of the NAIC Financial Condition Examiners Handbook, complete the following:

1 Name of Custodian(s)	2 Custodian's Address
JPMorgan Chase Bank, N.A.	4 Chase Metro Tech Center, 16th Floor, Brooklyn, NY 11245

ANNUAL STATEMENT FOR THE YEAR 2024 OF THE Talcott Resolution International Life Reassurance Corporation
GENERAL INTERROGATORIES

29.02 For all agreements that do not comply with the requirements of the NAIC Financial Condition Examiners Handbook, provide the name, location and a complete explanation:

1 Name(s)	2 Location(s)	3 Complete Explanation(s)

29.03 Have there been any changes, including name changes, in the custodian(s) identified in 29.01 during the current year?..... Yes [] No [X]

29.04 If yes, give full and complete information relating thereto:

1 Old Custodian	2 New Custodian	3 Date of Change	4 Reason

29.05 Investment management – Identify all investment advisors, investment managers, broker/dealers, including individuals that have the authority to make investment decisions on behalf of the reporting entity. This includes both primary and sub-advisors. For assets that are managed internally by employees of the reporting entity, note as such. ["...that have access to the investment accounts"; "...handle securities"]

1 Name of Firm or Individual	2 Affiliation
Hartford Investment Management Company	U.....
Sixth Street Insurance Solutions, LP	A.....

29.0597 For those firms/individuals listed in the table for Question 29.05, do any firms/individuals unaffiliated with the reporting entity (i.e., designated with a "U") manage more than 10% of the reporting entity's invested assets?..... Yes [X] No []

29.0598 For firms/individuals unaffiliated with the reporting entity (i.e., designated with a "U") listed in the table for Question 29.05, does the total assets under management aggregate to more than 50% of the reporting entity's invested assets?..... Yes [X] No []

29.06 For those firms or individuals listed in the table for 29.05 with an affiliation code of "A" (affiliated) or "U" (unaffiliated), provide the information for the table below.

1 Central Registration Depository Number	2 Name of Firm or Individual	3 Legal Entity Identifier (LEI)	4 Registered With	5 Investment Management Agreement (IMA) Filed
106699	Hartford Investment Management Company	FE0BULMG7PY8G4MG7C65	SEC	DS.....
317703	Sixth Street Insurance Solutions, LP	549300XV81PTBGKNGO44	SEC	DS.....

30.1 Does the reporting entity have any diversified mutual funds reported in Schedule D - Part 2 (diversified according to the Securities and Exchange Commission (SEC) in the Investment Company Act of 1940 [Section 5(b)(1)])? Yes [] No [X]

30.2 If yes, complete the following schedule:

1 CUSIP #	2 Name of Mutual Fund	3 Book/Adjusted Carrying Value
30.2999 - Total		0

30.3 For each mutual fund listed in the table above, complete the following schedule:

1 Name of Mutual Fund (from above table)	2 Name of Significant Holding of the Mutual Fund	3 Amount of Mutual Fund's Book/Adjusted Carrying Value Attributable to the Holding	4 Date of Valuation

ANNUAL STATEMENT FOR THE YEAR 2024 OF THE Talcott Resolution International Life Reassurance Corporation
GENERAL INTERROGATORIES

31. Provide the following information for all short-term and long-term bonds and all preferred stocks. Do not substitute amortized value or statement value for fair value.

	1	2	3
	Statement (Admitted) Value	Fair Value	Excess of Statement over Fair Value (-), or Fair Value over Statement (+)
31.1 Bonds	11,056,562	10,203,453	(853,109)
31.2 Preferred stocks	0		0
31.3 Totals	11,056,562	10,203,453	(853,109)

31.4 Describe the sources or methods utilized in determining the fair values:

See Note 20, Fair Value Measurements, for information regarding the sources or methods utilized in determining the fair value.

32.1 Was the rate used to calculate fair value determined by a broker or custodian for any of the securities in Schedule D? Yes [] No [X]

32.2 If the answer to 32.1 is yes, does the reporting entity have a copy of the broker's or custodian's pricing policy (hard copy or electronic copy) for all brokers or custodians used as a pricing source? Yes [] No []

32.3 If the answer to 32.2 is no, describe the reporting entity's process for determining a reliable pricing source for purposes of disclosure of fair value for Schedule D:

33.1 Have all the filing requirements of the Purposes and Procedures Manual of the NAIC Investment Analysis Office been followed? Yes [X] No []

33.2 If no, list exceptions:

34. By self-designating 5GI securities, the reporting entity is certifying the following elements of each self-designated 5GI security:

- a. Documentation necessary to permit a full credit analysis of the security does not exist or an NAIC CRP credit rating for an FE or PL security is not available.
- b. Issuer or obligor is current on all contracted interest and principal payments.
- c. The insurer has an actual expectation of ultimate payment of all contracted interest and principal.

Has the reporting entity self-designated 5GI securities? Yes [X] No []

35. By self-designating PLGI securities, the reporting entity is certifying its compliance with the requirements as specified in the Purposes and Procedures Manual of the NAIC Investment Analysis Office (P&P Manual) for private letter rating (PLR) securities and the following elements of each self-designated PLGI security:

- a. The security was either:
 - i. issued prior to January 1, 2018 (which is exempt from PLR filing requirements pursuant to the P&P Manual), or
 - ii. issued from January 1, 2018 to December 31, 2021 and subject to a confidentiality agreement executed prior to January 1, 2022 which confidentiality agreement remains in force, for which an insurance company cannot provide a copy of a private letter rating rationale report to the SVO due to confidentiality or other contractual reasons ("waived submission PLR securities").
- b. The reporting entity is holding capital commensurate with the NAIC Designation and NAIC Designation Category reported for the security.
- c. The NAIC Designation and NAIC Designation Category were derived from the credit rating assigned by an NAIC CRP in its legal capacity as a NRSRO which is shown on a current private letter rating, dated during the financial statement year, held by the insurer and available for examination by state insurance regulators.
- d. Other than for waived submission PLR securities, defined above, on or after January 1, 2024 for any PLR securities issued on or after January 1, 2022, if the reporting entity is not permitted to share this private credit rating or the private rating letter rationale report of the PL security with the SVO, it certifies that it is reporting it as an NAIC 5.B GI and may not assign any other self-designation.

Has the reporting entity self-designated PLGI to securities, all of which meet the above requirement and as specified in the P&P Manual? Yes [X] No []

36. By assigning FE to a Schedule BA non-registered private fund, the reporting entity is certifying the following elements of each self-designated FE fund:

- a. The shares were purchased prior to January 1, 2019.
- b. The reporting entity is holding capital commensurate with the NAIC Designation reported for the security.
- c. The security had a public credit rating(s) with annual surveillance assigned by an NAIC CRP in its legal capacity as an NRSRO prior to January 1, 2019.
- d. The fund only or predominantly holds bonds in its portfolio.
- e. The current reported NAIC Designation was derived from the public credit rating(s) with annual surveillance assigned by an NAIC CRP in its legal capacity as an NRSRO.
- f. The public credit rating(s) with annual surveillance assigned by an NAIC CRP has not lapsed.

Has the reporting entity assigned FE to Schedule BA non-registered private funds that complied with the above criteria? Yes [] No [X]

37. By rolling/renewing short-term or cash equivalent investments with continued reporting on Schedule DA, Part 1 or Schedule E Part 2 (identified through a code (%) in those investment schedules), the reporting entity is certifying to the following:

- a. The investment is a liquid asset that can be terminated by the reporting entity on the current maturity date.
- b. If the investment is with a nonrelated party or nonaffiliate, then it reflects an arms-length transaction with renewal completed at the discretion of all involved parties.
- c. If the investment is with a related party or affiliate, then the reporting entity has completed robust re-underwriting of the transaction for which documentation is available for regulator review.
- d. Short-term and cash equivalent investments that have been renewed/rolled from the prior period that do not meet the criteria in 37.a - 37.c are reported as long-term investments.

Has the reporting entity rolled/renewed short-term or cash equivalent investments in accordance with these criteria? Yes [X] No [] N/A []

ANNUAL STATEMENT FOR THE YEAR 2024 OF THE Talcott Resolution International Life Reassurance Corporation
GENERAL INTERROGATORIES

38.1 Does the reporting entity directly hold cryptocurrencies? Yes [] No [X]

38.2 If the response to 38.1 is yes, on what schedule are they reported?

39.1 Does the reporting entity directly or indirectly accept cryptocurrencies as payments for premiums on policies? Yes [] No [X]

39.2 If the response to 39.1 is yes, are the cryptocurrencies held directly or are they immediately converted to U.S. dollars?
 39.21 Held directly Yes [] No []
 39.22 Immediately converted to U.S. dollars Yes [] No []

39.3 If the response to 38.1 or 39.1 is yes, list all cryptocurrencies accepted for payments of premiums or that are held directly.

1	2	3
Name of Cryptocurrency	Immediately Converted to USD, Directly Held, or Both	Accepted for Payment of Premiums

OTHER

40.1 Amount of payments to trade associations, service organizations and statistical or rating bureaus, if any? \$

40.2 List the name of the organization and the amount paid if any such payment represented 25% or more of the total payments to trade associations, service organizations, and statistical or rating bureaus during the period covered by this statement.

1	2
Name	Amount Paid

41.1 Amount of payments for legal expenses, if any? \$

41.2 List the name of the firm and the amount paid if any such payment represented 25% or more of the total payments for legal expenses during the period covered by this statement.

1	2
Name	Amount Paid

42.1 Amount of payments for expenditures in connection with matters before legislative bodies, officers, or departments of government, if any? \$

42.2 List the name of the firm and the amount paid if any such payment represented 25% or more of the total payment expenditures in connection with matters before legislative bodies, officers, or departments of government during the period covered by this statement.

1	2
Name	Amount Paid

ANNUAL STATEMENT FOR THE YEAR 2024 OF THE Talcott Resolution International Life Reassurance Corporation
GENERAL INTERROGATORIES

PART 2 - LIFE, ACCIDENT AND HEALTH COMPANIES/FRATERNAL BENEFIT SOCIETIES INTERROGATORIES

Life, Accident and Health Companies/Fraternal Benefit Societies:

- 1.1 Does the reporting entity have any direct Medicare Supplement Insurance in force? Yes [] No [X]
- 1.2 If yes, indicate premium earned on U.S. business only.\$
- 1.3 What portion of Item (1.2) is not reported on the Medicare Supplement Insurance Experience Exhibit?\$
- 1.31 Reason for excluding:

- 1.4 Indicate amount of earned premium attributable to Canadian and/or Other Alien not included in Item (1.2) above.\$
- 1.5 Indicate total incurred claims on all Medicare Supplement insurance.\$0
- 1.6 Individual policies:
- | | | |
|------------------------------------|--|---|
| | Most current three years: | |
| 1.61 Total premium earned | \$ | 0 |
| 1.62 Total incurred claims | \$ | 0 |
| 1.63 Number of covered lives | | 0 |
| | | |
| | All years prior to most current three years: | |
| 1.64 Total premium earned | \$ | 0 |
| 1.65 Total incurred claims | \$ | 0 |
| 1.66 Number of covered lives | | 0 |
- 1.7 Group policies:
- | | | |
|------------------------------------|--|---|
| | Most current three years: | |
| 1.71 Total premium earned | \$ | 0 |
| 1.72 Total incurred claims | \$ | 0 |
| 1.73 Number of covered lives | | 0 |
| | | |
| | All years prior to most current three years: | |
| 1.74 Total premium earned | \$ | 0 |
| 1.75 Total incurred claims | \$ | 0 |
| 1.76 Number of covered lives | | 0 |
2. Health Test:
- | | 1
Current Year | 2
Prior Year |
|-----------------------------------|-------------------|-----------------|
| 2.1 Premium Numerator | | |
| 2.2 Premium Denominator | 0 | 0 |
| 2.3 Premium Ratio (2.1/2.2) | 0.000 | 0.000 |
| 2.4 Reserve Numerator | | |
| 2.5 Reserve Denominator | 0 | 0 |
| 2.6 Reserve Ratio (2.4/2.5) | 0.000 | 0.000 |
- 3.1 Does this reporting entity have Separate Accounts? Yes [] No [X]
- 3.2 If yes, has a Separate Accounts statement been filed with this Department? Yes [] No [] N/A [X]
- 3.3 What portion of capital and surplus funds of the reporting entity covered by assets in the Separate Accounts statement, is not currently distributable from the Separate Accounts to the general account for use by the general account?\$
- 3.4 State the authority under which Separate Accounts are maintained:

- 3.5 Was any of the reporting entity's Separate Accounts business reinsured as of December 31? Yes [] No [X]
- 3.6 Has the reporting entity assumed by reinsurance any Separate Accounts business as of December 31? Yes [] No [X]
- 3.7 If the reporting entity has assumed Separate Accounts business, how much, if any, reinsurance assumed receivable for reinsurance of Separate Accounts reserve expense allowances is included as a negative amount in the liability for "Transfers to Separate Accounts due or accrued (net)"?\$
4. For reporting entities having sold annuities to another insurer where the insurer purchasing the annuities has obtained a release of liability from the claimant (payee) as the result of the purchase of an annuity from the reporting entity only:
- 4.1 Amount of loss reserves established by these annuities during the current year:\$
- 4.2 List the name and location of the insurance company purchasing the annuities and the statement value on the purchase date of the annuities.

1	2
P&C Insurance Company And Location	Statement Value on Purchase Date of Annuities (i.e., Present Value)

ANNUAL STATEMENT FOR THE YEAR 2024 OF THE Talcott Resolution International Life Reassurance Corporation
GENERAL INTERROGATORIES

PART 2 - LIFE, ACCIDENT AND HEALTH COMPANIES/FRATERNAL BENEFIT SOCIETIES INTERROGATORIES

- 5.1 Do you act as a custodian for health savings accounts? Yes [] No [X]
- 5.2 If yes, please provide the amount of custodial funds held as of the reporting date. \$
- 5.3 Do you act as an administrator for health savings accounts? Yes [] No [X]
- 5.4 If yes, please provide the balance of funds administered as of the reporting date. \$
- 6.1 Are any of the captive affiliates reported on Schedule S, Part 3, authorized reinsurers? Yes [] No [] N/A [X]
- 6.2 If the answer to 6.1 is yes, please provide the following:

1 Company Name	2 NAIC Company Code	3 Domiciliary Jurisdiction	4 Reserve Credit	Assets Supporting Reserve Credit		
				5 Letters of Credit	6 Trust Agreements	7 Other
.....

7. Provide the following for individual ordinary life insurance* policies (U.S. business only) for the current year (prior to reinsurance assumed or ceded).
- 7.1 Direct Premium Written \$
- 7.2 Total Incurred Claims \$
- 7.3 Number of Covered Lives

*Ordinary Life Insurance Includes
Term (whether full underwriting, limited underwriting, jet issue, "short form app")
Whole Life (whether full underwriting, limited underwriting, jet issue, "short form app")
Variable Life (with or without secondary guarantee)
Universal Life (with or without secondary guarantee)
Variable Universal Life (with or without secondary guarantee)

8. Is the reporting entity licensed or chartered, registered, qualified, eligible or writing business in at least two states? Yes [X] No []
- 8.1 If no, does the reporting entity assume reinsurance business that covers risks residing in at least one state other than the state of domicile of the reporting entity? Yes [] No []
9. Reporting entities admitting net negative (disallowed) interest maintenance reserve (IMR) attest to the following:
- a. Fixed income investments generating IMR losses comply with the reporting entity's documented investment or liability management policies.
- b. IMR losses for fixed income related derivatives are all in accordance with prudent and documented risk management procedures, in accordance with a reporting entity's derivative use plans and reflect symmetry with historical treatment in which unrealized derivative gains were reversed to IMR and amortized in lieu of being recognized as realized gains upon derivative termination.
- c. Any deviation to (a) was either because of a temporary and transitory timing issue or related to a specific event, such as a reinsurance transaction, that mechanically made the cause of IMR losses not reflective of reinvestment activities.
- d. Asset sales that were generating admitted negative IMR were not compelled by liquidity pressures (e.g., to fund significant cash outflows including, but not limited to excess withdrawals and collateral calls).
- Is the reporting entity admitting net negative (disallowed) IMR in accordance with these criteria? Yes [] No [X] N/A []

10. Provide the current-year amounts at risk for the following categories.
- Individual and Industrial Life Amount at Risk
- 10.01 Modified Coinsurance Assumed Reserves \$
- 10.02 Modified Coinsurance Ceded Reserves \$
- Individual and Industrial Life Policies With Pricing Flexibility Amount at Risk
- 10.03 Net Amount (Direct + Assumed - Ceded) in Force \$
- 10.04 Exhibit 5 Life Reserves (Direct + Assumed - Ceded) \$
- 10.05 Separate Account Exhibit 3 Life Reserves (Direct + Assumed - Ceded) \$
- 10.06 Net Modified Coinsurance Reserves (Assumed - Ceded) \$
- 10.07 Life Reserves (10.04 + 10.05 + 10.06) \$0
- 10.08 Life Net Amount at Risk (10.03 - 10.07) \$0
- Individual and Industrial Term Life Policies Without Pricing Flexibility Amount at Risk
- 10.09 Net Amount (Direct + Assumed - Ceded) in Force \$
- 10.10 Exhibit 5 Life Reserves (Direct + Assumed - Ceded) \$
- 10.11 Separate Account Exhibit 3 Life Reserves (Direct + Assumed - Ceded) \$
- 10.12 Net Modified Coinsurance Reserves (Assumed - Ceded) \$
- 10.13 Life Reserves (10.10 + 10.11 + 10.12) \$0
- 10.14 Life Net Amount at Risk (10.09 - 10.13) \$0

ANNUAL STATEMENT FOR THE YEAR 2024 OF THE Talcott Resolution International Life Reassurance Corporation
GENERAL INTERROGATORIES

PART 2 - LIFE, ACCIDENT AND HEALTH COMPANIES/FRATERNAL BENEFIT SOCIETIES INTERROGATORIES

<u>Group and Credit Life (Excluding FEGLI/SGLI)</u>		Amount at Risk
10.15	Modified Coinsurance Assumed Reserves	\$
10.16	Modified Coinsurance Ceded Reserves	\$
 <u>Group and Credit Term Life (Excluding FEGLI/SGLI) with Remaining Rate Terms 36 Months and Under</u>		Amount of Risk
10.17	Net Amount (Direct + Assumed - Ceded) in Force	\$
10.18	Exhibit 5 Life Reserves (Direct + Assumed - Ceded)	\$
10.19	Separate Account Exhibit 3 Life Reserves (Direct + Assumed - Ceded)	\$
10.20	Net Modified Coinsurance Reserves (Assumed - Ceded)	\$
10.21	Life Reserves (10.18 + 10.19 + 10.20)	\$0
10.22	Life Net Amount at Risk (10.17 - 10.21)	\$0
 <u>Group and Credit Term Life (Excluding FEGLI/SGLI) with Remaining Rate Terms Over 36 Months</u>		Amount of Risk
10.23	Net Amount (Direct + Assumed - Ceded) in Force	\$
10.24	Exhibit 5 Life Reserves (Direct + Assumed - Ceded)	\$
10.25	Separate Account Exhibit 3 Life Reserves (Direct + Assumed - Ceded)	\$
10.26	Net Modified Coinsurance Reserves (Assumed - Ceded)	\$
10.27	Life Reserves (10.24 + 10.25 + 10.26)	\$0
10.28	Life Net Amount at Risk (10.23 - 10.27)	\$0
 <u>Group and Credit Permanent Life (Excluding FEGLI/SGLI) with Pricing Flexibility</u>		Amount of Risk
10.29	Net Amount (Direct + Assumed - Ceded) in Force	\$
10.30	Exhibit 5 Life Reserves (Direct + Assumed - Ceded)	\$
10.31	Separate Account Exhibit 3 Life Reserves (Direct + Assumed - Ceded)	\$
10.32	Net Modified Coinsurance Reserves (Assumed - Ceded)	\$
10.33	Life Reserves (10.30 + 10.31 + 10.32)	\$0
10.34	Life Net Amount at Risk (10.29 - 10.33)	\$0

Life, Accident and Health Companies Only:

- 11.1 Are personnel or facilities of this reporting entity used by another entity or entities or are personnel or facilities of another entity or entities used by this reporting entity (except for activities such as administration of jointly underwritten group contracts and joint mortality or morbidity studies)? Yes [X] No []
- 11.2 Net reimbursement of such expenses between reporting entities:
- | | | |
|--|----------------------|----------|
| | 11.21 Paid | \$ |
| | 11.22 Received | \$ |
- 12.1 Does the reporting entity write any guaranteed interest contracts? Yes [] No [X]
- 12.2 If yes, what amount pertaining to these lines is included in:
- | | | |
|--|----------------------------|----------|
| | 12.21 Page 3, Line 1 | \$ |
| | 12.22 Page 4, Line 1 | \$ |
13. For stock reporting entities only:
- 13.1 Total amount paid in by stockholders as surplus funds since organization of the reporting entity: \$
14. Total dividends paid stockholders since organization of the reporting entity:
- | | | |
|--|-------------------|---------------------|
| | 14.11 Cash | \$8,220,700 |
| | 14.12 Stock | \$206,601,432 |
- 15.1 Does the reporting entity reinsure any Workers' Compensation Carve-Out business defined as: Yes [] No [X]
 Reinsurance (including retrocessional reinsurance) assumed by life and health insurers of medical, wage loss and death benefits of the occupational illness and accident exposures, but not the employers liability exposures, of business originally written as workers' compensation insurance.
- 15.2 If yes, has the reporting entity completed the Workers' Compensation Carve-Out Supplement to the Annual Statement? Yes [] No []
- 15.3 If 15.1 is yes, the amounts of earned premiums and claims incurred in this statement are:
- | | 1
Reinsurance
Assumed | 2
Reinsurance
Ceded | 3
Net
Retained |
|---|-----------------------------|---------------------------|----------------------|
| 15.31 Earned premium | | |0 |
| 15.32 Paid claims | | |0 |
| 15.33 Claim liability and reserve (beginning of year) | | |0 |
| 15.34 Claim liability and reserve (end of year) | | |0 |
| 15.35 Incurred claims |0 |0 |0 |

ANNUAL STATEMENT FOR THE YEAR 2024 OF THE Talcott Resolution International Life Reassurance Corporation
GENERAL INTERROGATORIES

PART 2 - LIFE, ACCIDENT AND HEALTH COMPANIES/FRATERNAL BENEFIT SOCIETIES INTERROGATORIES

15.4 If reinsurance assumed included amounts with attachment points below \$1,000,000, the distribution of the amounts reported in Lines 15.31 and 15.34 for Column (1) are:

	Attachment Point	1 Earned Premium	2 Claim Liability and Reserve
15.41	<\$25,000
15.42	\$25,000 - 99,999
15.43	\$100,000 - 249,999
15.44	\$250,000 - 999,999
15.45	\$1,000,000 or more

15.5 What portion of earned premium reported in 15.31, Column 1 was assumed from pools? \$

Fraternal Benefit Societies Only:

- 16. Is the reporting entity organized and conducted on the lodge system, with ritualistic form of work and representative form of government? Yes [] No []
- 17. How often are meetings of the subordinate branches required to be held?
.....
- 18. How are the subordinate branches represented in the supreme or governing body?
.....
- 19. What is the basis of representation in the governing body?
.....
- 20.1 How often are regular meetings of the governing body held?
.....
- 20.2 When was the last regular meeting of the governing body held?
- 20.3 When and where will the next regular or special meeting of the governing body be held?
.....
- 20.4 How many members of the governing body attended the last regular meeting?
- 20.5 How many of the same were delegates of the subordinate branches?
- 21. How are the expenses of the governing body defrayed?
.....
- 22. When and by whom are the officers and directors elected?
.....
- 23. What are the qualifications for membership?
.....
- 24. What are the limiting ages for admission?
.....
- 25. What is the minimum and maximum insurance that may be issued on any one life?
.....
- 26. Is a medical examination required before issuing benefit certificates to applicants? Yes [] No []
- 27. Are applicants admitted to membership without filing an application with and becoming a member of a local branch by ballot and initiation? Yes [] No []
- 28.1 Are notices of the payments required sent to the members? Yes [] No [] N/A []
- 28.2 If yes, do the notices state the purpose for which the money is to be used? Yes [] No []
- 29. What proportion of first and subsequent year's payments may be used for management expenses?
 29.11 First Year %
 29.12 Subsequent Years %
- 30.1 Is any part of the mortuary, disability, emergency or reserve fund, or the accretions from or payments for the same, used for expenses? Yes [] No []
- 30.2 If so, what amount and for what purpose? \$
- 31.1 Does the reporting entity pay an old age disability benefit? Yes [] No []
- 31.2 If yes, at what age does the benefit commence?
- 32.1 Has the constitution or have the laws of the reporting entity been amended during the year? Yes [] No []
- 32.2 If yes, when?
.....
- 33. Have you filed with this Department all forms of benefit certificates issued, a copy of the constitution and all of the laws, rules and regulations in force at the present time? Yes [] No []
- 34.1 State whether all or a portion of the regular insurance contributions were waived during the current year under premium-paying certificates on account of meeting attained age or membership requirements? Yes [] No []
- 34.2 If so, was an additional reserve included in Exhibit 5? Yes [] No [] N/A []
- 34.3 If yes, explain
.....
- 35.1 Has the reporting entity reinsured, amalgamated with, or absorbed any company, order, society, or association during the year? Yes [] No []
- 35.2 If yes, was there any contract agreement, or understanding, written or oral, expressed or implied, by means of which any officer, director, trustee, or any other person, or firm, corporation, society or association, received or is to receive any fee, commission, emolument, or compensation of any nature whatsoever in connection with, on an account of such reinsurance, amalgamation, absorption, or transfer of membership or funds? Yes [] No [] N/A []
- 36. Has any present or former officer, director, trustee, incorporator, or any other persons, or any firm, corporation, society or association, any claims of any nature whatsoever against this reporting entity, which is not included in the liabilities on Page 3 of this statement? Yes [] No []
- 37.1 Does the reporting entity have outstanding assessments in the form of liens against policy benefits that have increased surplus? Yes [] No []
- 37.2 If yes, what is the date of the original lien and the outstanding balance against the main surplus?

Date	Outstanding Lien amount
.....
.....

NONE

FIVE-YEAR HISTORICAL DATA

Show amounts in whole dollars only, no cents; show percentages to one decimal place, i.e. 17.6.
\$000 omitted for amounts of life insurance

	1 2024	2 2023	3 2022	4 2021	5 2020
Life Insurance in Force (Exhibit of Life Insurance)					
1. Ordinary - whole life and endowment (Line 34, Col. 4)					
2. Ordinary - term (Line 21, Col. 4, less Line 34, Col. 4)	0	0	0		
3. Credit life (Line 21, Col. 6)					
4. Group, excluding FEGLI/SGLI (Line 21, Col. 9 less Lines 43 & 44, Col. 4)	0	0	0		
5. Industrial (Line 21, Col. 2)					
6. FEGLI/SGLI (Lines 43 & 44, Col. 4)	0	0	0		
7. Total (Line 21, Col. 10)	0	0	0	0	0
7.1 Total in force for which VM-20 deterministic/stochastic reserves are calculated					
New Business Issued (Exhibit of Life Insurance)					
8. Ordinary - whole life and endowment (Line 34, Col. 2)					
9. Ordinary - term (Line 2, Col. 4, less Line 34, Col. 2)	0	0	0		
10. Credit life (Line 2, Col. 6)					
11. Group (Line 2, Col. 9)					
12. Industrial (Line 2, Col. 2)					
13. Total (Line 2, Col. 10)	0	0	0	0	0
Premium Income - Lines of Business (Exhibit 1 - Part 1)					
14. Individual life (Line 20.4, Col. 2)					
15. Group life (Line 20.4, Col. 3)					
16. Individual annuities (Line 20.4, Col. 4)					
17. Group annuities (Line 20.4, Col. 5)					
18. Accident & Health (Line 20.4, Col. 6)			0	0	0
19. Other lines of business (Line 20.4, Col. 8)					
20. Total	0	0	0	0	0
Balance Sheet (Pages 2 & 3)					
21. Total admitted assets excluding Separate Accounts business (Page 2, Line 26, Col. 3)	13,181,217	12,817,878	12,571,437	12,383,714	12,230,296
22. Total liabilities excluding Separate Accounts business (Page 3, Line 26)	52,481	43,186	53,698	59,897	15,540
23. Aggregate life reserves (Page 3, Line 1)	0	0	0		
23.1 Excess VM-20 deterministic/stochastic reserve over NPR related to Line 7.1					
24. Aggregate A & H reserves (Page 3, Line 2)	0	0	0		
25. Deposit-type contract funds (Page 3, Line 3)	0	0	0		
26. Asset valuation reserve (Page 3, Line 24.01)	0	0	0		
27. Capital (Page 3, Lines 29 and 30)	2,500,000	2,500,000	2,500,000	2,500,000	2,500,000
28. Surplus (Page 3, Line 37)	10,628,736	10,274,692	10,017,739	9,823,817	9,714,756
Cash Flow (Page 5)					
29. Net Cash from Operations (Line 11)	359,969	314,495	206,442	111,063	145,623
Risk-Based Capital Analysis					
30. Total adjusted capital	13,128,736	12,774,692	12,517,739	12,323,817	12,214,756
31. Authorized control level risk - based capital	35,057	34,096	33,395	33,051	42,322
Percentage Distribution of Cash, Cash Equivalents and Invested Assets (Page 2, Col. 3) (Line No. /Page 2, Line 12, Col. 3) x 100.0					
32. Bonds (Line 1)	84.8	88.2	90.6	92.7	47.5
33. Stocks (Lines 2.1 and 2.2)	0.0	0.0	0.0		
34. Mortgage loans on real estate(Lines 3.1 and 3.2)	0.0	0.0	0.0		
35. Real estate (Lines 4.1, 4.2 and 4.3)	0.0	0.0	0.0		
36. Cash, cash equivalents and short-term investments (Line 5)	15.2	11.8	9.4	7.3	52.5
37. Contract loans (Line 6)	0.0	0.0	0.0		
38. Derivatives (Page 2, Line 7)	0.0	0.0	0.0		
39. Other invested assets (Line 8)	0.0	0.0	0.0		
40. Receivables for securities (Line 9)	0.0	0.0	0.0		
41. Securities lending reinvested collateral assets (Line 10)	0.0	0.0	0.0		
42. Aggregate write-ins for invested assets (Line 11)	0.0	0.0	0.0		
43. Cash, cash equivalents and invested assets (Line 12)	100.0	100.0	100.0	100.0	100.0
Investments in Parent, Subsidiaries and Affiliates					
44. Affiliated bonds (Schedule D Summary, Line 12, Col. 1)					
45. Affiliated preferred stocks (Schedule D Summary, Line 18, Col. 1)					
46. Affiliated common stocks (Schedule D Summary Line 24, Col. 1),					
47. Affiliated short-term investments (subtotal included in Schedule DA Verification, Col. 5, Line 10)					
48. Affiliated mortgage loans on real estate					
49. All other affiliated					
50. Total of above Lines 44 to 49	0	0	0	0	0
51. Total Investment in Parent included in Lines 44 to 49 above					

FIVE-YEAR HISTORICAL DATA

(Continued)

	1 2024	2 2023	3 2022	4 2021	5 2020
Total Nonadmitted and Admitted Assets					
52. Total nonadmitted assets (Page 2, Line 28, Col. 2).....	0	46,058	0	0	0
53. Total admitted assets (Page 2, Line 28, Col. 3)	13,181,217	12,817,878	12,571,437	12,383,714	12,230,296
Investment Data					
54. Net investment income (Exhibit of Net Investment Income)	519,190	424,935	282,570	194,239	211,229
55. Realized capital gains (losses) (Page 4, Line 34, Column 1)	(826)	(17,715)	(127)		527
56. Unrealized capital gains (losses) (Page 4, Line 38, Column 1)	0	0	0		
57. Total of above Lines 54, 55 and 56	518,364	407,220	282,443	194,239	211,756
Benefits and Reserve Increases (Page 6)					
58. Total contract/certificate benefits - life (Lines 10, 11, 12, 13, 14 and 15, Col. 1 minus Lines 10, 11,12, 13, 14 and 15, Cols. 6, 7 and 8)	0	0	0		
59. Total contract/certificate benefits - A & H (Lines 13 & 14, Col. 6)	0	0	0		
60. Increase in life reserves - other than group and annuities (Line 19, Col. 2)	0	0	0		
61. Increase in A & H reserves (Line 19, Col. 6)	0	0	0		
62. Dividends to policyholders and refunds to members (Line 30, Col. 1)	0	0	0		
Operating Percentages					
63. Insurance expense percent (Page 6, Col. 1, Lines 21, 22 & 23, less Line 6)/(Page 6, Col. 1, Line 1 plus Exhibit 7, Col. 2, Line 2) x 100.0	0.0	0.0	0.0		
64. Lapse percent (ordinary only) [(Exhibit of Life Insurance, Col. 4, Lines 14 & 15) / 1/2 (Exhibit of Life Insurance, Col. 4, Lines 1 & 21)] x 100.0	0.0	0.0	0.0		
65. A & H loss percent (Schedule H, Part 1, Lines 5 and 6, Col. 2)	0.0	0.0	0.0		
66. A & H cost containment percent (Schedule H, Pt. 1, Line 4, Col. 2)					
67. A & H expense percent excluding cost containment expenses (Schedule H, Pt. 1, Line 10, Col. 2)					
A & H Claim Reserve Adequacy					
68. Incurred losses on prior years' claims - comprehensive group health (Sch. H, Part 3, Line 3.1 Col. 3)				XXX	XXX
69. Prior years' claim liability and reserve - comprehensive group health (Sch. H, Part 3, Line 3.2 Col. 3)				XXX	XXX
70. Incurred losses on prior years' claims-health other than comprehensive group health (Sch. H, Part 3, Line 3.1 Col. 1 less Col. 3)	0	0		XXX	XXX
71. Prior years' claim liability and reserve-health other than comprehensive group health (Sch. H, Part 3, Line 3.2 Col. 1 less Col. 3)	0	0		XXX	XXX
Net Gains From Operations After Dividends to Policyholders, Refunds to Members, Federal Income Taxes and Before Realized Capital Gains or (Losses) by Lines of Business (Page 6.x, Line 33)					
72. Individual industrial life (Page 6.1, Col. 2)					
73. Individual whole life (Page 6.1, Col. 3)					
74. Individual term life (Page 6.1, Col. 4)					
75. Individual indexed life (Page 6.1, Col. 5)					
76. Individual universal life (Page 6.1, Col. 6)					
77. Individual universal life with secondary guarantees (Page 6.1, Col. 7)					
78. Individual variable life (Page 6.1, Col. 8)					
79. Individual variable universal life (Page 6.1, Col. 9)					
80. Individual credit life (Page 6.1, Col. 10)					
81. Individual other life (Page 6.1, Col. 11)					
82. Individual YRT mortality risk only (Page 6.1, Col. 12)					
83. Group whole life (Page 6.2, Col. 2)					
84. Group term life (Page 6.2, Col. 3)					
85. Group universal life (Page 6.2, Col. 4)					
86. Group variable life (Page 6.2, Col. 5)					
87. Group variable universal life (Page 6.2, Col. 6)					
88. Group credit life (Page 6.2, Col. 7)					
89. Group other life (Page 6.2, Col. 8)					
90. Group YRT mortality risk only (Page 6.2, Col. 9)					
91. Individual deferred fixed annuities (Page 6.3, Col. 2)					
92. Individual deferred indexed annuities (Page 6.3, Col. 3)					
93. Individual deferred variable annuities with guarantees (Page 6.3, Col. 4)					
94. Individual deferred variable annuities without guarantees (Page 6.3, Col. 5)					
95. Individual life contingent payout (immediate and annuitization) (Page 6.3, Col. 6)					
96. Individual other annuities (Page 6.3, Col. 7)					
97. Group deferred fixed annuities (Page 6.4, Col. 2)					
98. Group deferred indexed annuities (Page 6.4, Col. 3)					
99. Group deferred variable annuities with guarantees (Page 6.4, Col. 4)					
100. Group deferred variable annuities without guarantees (Page 6.4, Col. 5)					
101. Group life contingent payout (immediate and annuitization) (Page 6.4, Col. 6)					
102. Group other annuities (Page 6.4, Col. 7)					
103. A & H-comprehensive individual (Page 6.5, Col. 2)					
104. A & H-comprehensive group (Page 6.5, Col. 3)					
105. A & H-Medicare supplement (Page 6.5, Col. 4)					
106. A & H-vision only (Page 6.5, Col. 5)					
107. A & H-dental only (Page 6.5, Col. 6)					
108. A & H-Federal employees health benefits plan (Page 6.5, Col. 7)					
109. A & H-Title XVIII Medicare (Page 6.5, Col. 8)					
110. A & H-Title XIX Medicaid (Page 6.5, Col. 9)					
111. A & H-credit (Page 6.5, Col. 10)					
112. A & H-disability income (Page 6.5, Col. 11)					
113. A & H-long-term care (Page 6.5, Col. 12)					
114. A & H-other (Page 6.5, Col. 13)					
115. Aggregate of all other lines of business (Page 6, Col. 8)	347,575	263,026	195,394		
116. Fraternal (Page 6, Col. 7)	0	0	0		
117. Total (Page 6, Col. 1)	347,575	263,026	195,394		

NOTE: If a party to a merger, have the two most recent years of this exhibit been restated due to a merger in compliance with the disclosure requirements of SSAP No. 3, Accounting Changes and Correction of Errors?

Yes [] No []

If no, please explain:



ANNUAL STATEMENT FOR THE YEAR 2024 OF THE Talcott Resolution International Life Reassurance Corporation

LIFE INSURANCE (STATE PAGE)^(b)

NAIC Group Code 4926

BUSINESS IN THE STATE OF Grand Total

DURING THE YEAR 2024

NAIC Company Code 93505

Line of Business	1 Premiums and Annuities Considerations	2 Other Considerations	Dividends to Policyholders/Refunds to Members				7 Total (Col. 3+4+5+6)	Claims and Benefits Paid				
			3 Paid in Cash or Left on Deposit	4 Applied to Pay Renewal Premiums	5 Applied to Provide Paid-Up Additions or Shorten the Endowment or Premium-Paying Period	6 Other		8 Death and Annuity Benefits	9 Matured Endowments	10 Surrender Values and Withdrawals for Life Contracts	11 All Other Benefits	12 Total (Sum Columns 8 through 11)
Individual Life												
1. Industrial												
2. Whole												
3. Term												
4. Indexed												
5. Universal												
6. Universal with secondary guarantees												
7. Variable												
8. Variable universal												
9. Credit												
10. Other												
11. Total Individual Life												
Group Life												
12. Whole												
13. Term												
14. Universal												
15. Variable												
16. Variable universal												
17. Credit												
18. Other												
19. Total Group Life												
Individual Annuities												
20. Fixed												
21. Indexed												
22. Variable with guarantees												
23. Variable without guarantees												
24. Life contingent payout												
25. Other												
26. Total Individual Annuities												
Group Annuities												
27. Fixed												
28. Indexed												
29. Variable with guarantees												
30. Variable without guarantees												
31. Life contingent payout												
32. Other												
33. Total Group Annuities												
Accident and Health												
34. Comprehensive individual (d)								XXX	XXX	XXX		
35. Comprehensive group (d)								XXX	XXX	XXX		
36. Medicare Supplement (d)								XXX	XXX	XXX		
37. Vision only (d)								XXX	XXX	XXX		
38. Dental only (d)								XXX	XXX	XXX		
39. Federal Employees Health Benefits Plan (d)								XXX	XXX	XXX		
40. Title XVIII Medicare (d)		(e)						XXX	XXX	XXX		
41. Title XIX Medicaid (d)								XXX	XXX	XXX		
42. Credit A&H								XXX	XXX	XXX		
43. Disability income (d)								XXX	XXX	XXX		
44. Long-term care (d)								XXX	XXX	XXX		
45. Other health (d)								XXX	XXX	XXX		
46. Total Accident and Health								XXX	XXX	XXX		
47. Total		(c)										

NONE

24.GT

ANNUAL STATEMENT FOR THE YEAR 2024 OF THE Talcott Resolution International Life Reassurance Corporation

LIFE INSURANCE (STATE PAGE) (Continued)^(b)

NAIC Group Code 4926

BUSINESS IN THE STATE OF

Grand Total

DURING THE YEAR 2024

NAIC Company Code 93505

Direct Death Benefits, Matured Endowments Incurred and Annuity Benefits

Policy Exhibit

Line of Business	13 Incurred During Current Year	Claims Settled During Current Year								22 Unpaid December 31, Current Year	Issued During Year		Other Changes to In Force (Net)		In Force December 31, Current Year (b)	
		Totals Paid		Reduction by Compromise		Amount Rejected		Total Settled During Current Year			23	24	25	26	27	28
		14 Number of Pcls/ Certs	15 Amount	16 Number of Pcls/ Certs	17 Amount	18 Number of Pcls/ Certs	19 Amount	20 Number of Pcls/ Certs	21 Amount		Number of Pcls/ Certs	Amount	Number of Pcls/ Certs	Amount	Number of Pcls/ Certs	Amount
Individual Life																
1. Industrial																
2. Whole																
3. Term																
4. Indexed																
5. Universal																
6. Universal with secondary guarantees																
7. Variable																
8. Variable universal																
9. Credit																
10. Other																
11. Total Individual Life																
Group Life																
12. Whole																
13. Term																
14. Universal																
15. Variable																
16. Variable universal																
17. Credit																
18. Other																
19. Total Group Life																
Individual Annuities																
20. Fixed																
21. Indexed																
22. Variable with guarantees																
23. Variable without guarantees																
24. Life contingent payout																
25. Other																
26. Total Individual Annuities																
Group Annuities																
27. Fixed																
28. Indexed																
29. Variable with guarantees																
30. Variable without guarantees																
31. Life contingent payout																
32. Other																
33. Total Group Annuities																
Accident and Health																
34. Comprehensive individual (d)	XXX	XXX	XXX	XXX	XXX	XXX	XXX	XXX	XXX	XXX	XXX	XXX	XXX	XXX	XXX	XXX
35. Comprehensive group (d)	XXX	XXX	XXX	XXX	XXX	XXX	XXX	XXX	XXX	XXX	XXX	XXX	XXX	XXX	XXX	XXX
36. Medicare Supplement (d)	XXX	XXX	XXX	XXX	XXX	XXX	XXX	XXX	XXX	XXX	XXX	XXX	XXX	XXX	XXX	XXX
37. Vision only (d)	XXX	XXX	XXX	XXX	XXX	XXX	XXX	XXX	XXX	XXX	XXX	XXX	XXX	XXX	XXX	XXX
38. Dental only (d)	XXX	XXX	XXX	XXX	XXX	XXX	XXX	XXX	XXX	XXX	XXX	XXX	XXX	XXX	XXX	XXX
39. Federal Employees Health Benefits Plan (d)	XXX	XXX	XXX	XXX	XXX	XXX	XXX	XXX	XXX	XXX	XXX	XXX	XXX	XXX	XXX	XXX
40. Title XVIII Medicare (d)	XXX	XXX	XXX	XXX	XXX	XXX	XXX	XXX	XXX	XXX	XXX	XXX	XXX	XXX	XXX	XXX
41. Title XIX Medicaid (d)	XXX	XXX	XXX	XXX	XXX	XXX	XXX	XXX	XXX	XXX	XXX	XXX	XXX	XXX	XXX	XXX
42. Credit A&H	XXX	XXX	XXX	XXX	XXX	XXX	XXX	XXX	XXX	XXX	XXX	XXX	XXX	XXX	XXX	XXX
43. Disability income (d)	XXX	XXX	XXX	XXX	XXX	XXX	XXX	XXX	XXX	XXX	XXX	XXX	XXX	XXX	XXX	XXX
44. Long-term care (d)	XXX	XXX	XXX	XXX	XXX	XXX	XXX	XXX	XXX	XXX	XXX	XXX	XXX	XXX	XXX	XXX
45. Other health (d)	XXX	XXX	XXX	XXX	XXX	XXX	XXX	XXX	XXX	XXX	XXX	XXX	XXX	XXX	XXX	XXX
46. Total Accident and Health	XXX	XXX	XXX	XXX	XXX	XXX	XXX	XXX	XXX	XXX	XXX	XXX	XXX	XXX	XXX	XXX
47. Total																

NONE

(a) Includes Group Credit Life Insurance Loans less than or equal to 60 months at issue, prior year \$ _____, current year \$ _____. Loans greater than 60 months at issue BUT NOT GREATER THAN 120 MONTHS prior year \$ _____, current year \$ _____.

(b) Corporate Owned Life Insurance/BOLI: 1) Number of policies: _____ 2) covering number of lives: _____ 3) face amount \$ _____.

(c) Deposit-Type Contract Considerations NOT included in Total Premiums and Annuities Considerations: Individual: \$ _____ Group: \$ _____ Total: \$ _____.

(d) For health business on indicated lines report: Number of persons insured under PPO managed care products _____ and number of persons insured under indemnity only products _____.

(e) For health premiums written: amount of Medicare Title XVIII exempt from state taxes or fees \$ _____.

24.1.GT

Exhibit of Life Insurance

NONE

Exhibit of Life Insurance - Part 2

NONE

Exhibit of Life Insurance - Part 3

NONE

Exhibit of Life Insurance - Part 4

NONE

Exhibit of Life Insurance - Part 5

NONE

Exhibit of Life Insurance - Part 6

NONE

Exhibit of Life Insurance - Part 7

NONE

Exhibit of Life Insurance - Policies with Disability Provisions

NONE

Exhibit of Number of Policies, Contracts, ...Supplementary Contracts

NONE

Exhibit of Number of Policies, Contracts, ...Annuities

NONE

Exhibit of Number of Policies, Contracts, ...Accident and Health Insurance

NONE

Exhibit of Number of Policies, Contracts, ...Deposit Funds

NONE

ANNUAL STATEMENT FOR THE YEAR 2024 OF THE Talcott Resolution International Life Reassurance Corporation
FORM FOR CALCULATING THE INTEREST MAINTENANCE RESERVE

INTEREST MAINTENANCE RESERVE

	1 Amount
1. Reserve as of December 31, Prior Year	(35,294)
2. Current year's realized pre-tax capital gains/(losses) of \$ 0 transferred into the reserve net of taxes of \$ 0	0
3. Adjustment for current year's liability gains/(losses) released from the reserve	0
4. Balance before reduction for amount transferred to Summary of Operations (Line 1 + Line 2 + Line 3)	(35,294)
5. Current year's amortization released to Summary of Operations (Amortization, Line 1, Column 4)	(35,294)
6. Reserve as of December 31, current year (Line 4 minus Line 5)	0

AMORTIZATION

Year of Amortization	1 Reserve as of December 31, Prior Year	2 Current Year's Realized Capital Gains/(Losses) Transferred into the Reserve Net of Taxes	3 Adjustment for Current Year's Liability Gains/(Losses) Released From the Reserve	4 Balance Before Reduction for Current Year's Amortization (Cols. 1 + 2 + 3)
1. 2024	(35,294)	0	0	(35,294)
2. 2025	0	0	0	0
3. 2026	0	0	0	0
4. 2027	0	0	0	0
5. 2028	0	0	0	0
6. 2029	0	0	0	0
7. 2030	0	0	0	0
8. 2031	0	0	0	0
9. 2032	0	0	0	0
10. 2033	0	0	0	0
11. 2034	0	0	0	0
12. 2035	0	0	0	0
13. 2036	0	0	0	0
14. 2037	0	0	0	0
15. 2038	0	0	0	0
16. 2039	0	0	0	0
17. 2040	0	0	0	0
18. 2041	0	0	0	0
19. 2042	0	0	0	0
20. 2043	0	0	0	0
21. 2044	0	0	0	0
22. 2045	0	0	0	0
23. 2046	0	0	0	0
24. 2047	0	0	0	0
25. 2048	0	0	0	0
26. 2049	0	0	0	0
27. 2050	0	0	0	0
28. 2051	0	0	0	0
29. 2052	0	0	0	0
30. 2053	0	0	0	0
31. 2054 and Later	0	0	0	0
32. Total (Lines 1 to 31)	(35,294)	0	0	(35,294)

ANNUAL STATEMENT FOR THE YEAR 2024 OF THE Talcott Resolution International Life Reassurance Corporation

ASSET VALUATION RESERVE

	Default Component			Equity Component			7 Total Amount (Cols. 3 + 6)
	1 Other Than Mortgage Loans	2 Mortgage Loans	3 Total (Cols. 1 + 2)	4 Common Stock	5 Real Estate and Other Invested Assets	6 Total (Cols. 4 + 5)	
1. Reserve as of December 31, prior year							
2. Realized capital gains/(losses) net of taxes - General Account	0	0	0	0	0	0	0
3. Realized capital gains/(losses) net of taxes - Separate Accounts	0	0	0	0	0	0	0
4. Unrealized capital gains/(losses) net of deferred taxes - General Account	0	0	0	0	0	0	0
5. Unrealized capital gains/(losses) net of deferred taxes - Separate Accounts	0	0	0	0	0	0	0
6. Capital gains credited/(losses charged) to contract benefits, payments or reserves	0	0	0	0	0	0	0
7. Basic contribution							
8. Accumulated balances (Lines 1 through 5 - 6 + 7)							
9. Maximum reserve							
10. Reserve objective							
11. 20% of (Line 10 - Line 8)							
12. Balance before transfers (Lines 8 + 11)							
13. Transfers	0	0	0	0	0	0	0
14. Voluntary contribution	0	0	0	0	0	0	0
15. Adjustment down to maximum/up to zero	0	0	0	0	0	0	0
16. Reserve as of December 31, current year (Lines 12 + 13 + 14 + 15)							

ASSET VALUATION RESERVE BASIC CONTRIBUTION, RESERVE OBJECTIVE AND MAXIMUM RESERVE CALCULATIONS DEFAULT COMPONENT

Line Number	NAIC Designation	Description	1 Book/Adjusted Carrying Value	2 Reclassify Related Party Encumbrances	3 Add Third Party Encumbrances	4 Balance for AVR Reserve Calculations (Cols. 1 + 2 + 3)	Basic Contribution		Reserve Objective		Maximum Reserve	
							5 Factor	6 Amount (Cols. 4 x 5)	7 Factor	8 Amount (Cols. 4 x 7)	9 Factor	10 Amount (Cols. 4 x 9)
LONG-TERM BONDS												
1.		Exempt Obligations	11,056,562	XXX	XXX	11,056,562	0.0000	0	0.0000	0	0.0000	0
2.1	1	NAIC Designation Category 1.A	0	XXX	XXX	0	0.0002	0	0.0007	0	0.0013	0
2.2	1	NAIC Designation Category 1.B	0	XXX	XXX	0	0.0004	0	0.0011	0	0.0023	0
2.3	1	NAIC Designation Category 1.C	0	XXX	XXX	0	0.0006	0	0.0018	0	0.0035	0
2.4	1	NAIC Designation Category 1.D	0	XXX	XXX	0	0.0007	0	0.0022	0	0.0044	0
2.5	1	NAIC Designation Category 1.E	0	XXX	XXX	0	0.0009	0	0.0027	0	0.0055	0
2.6	1	NAIC Designation Category 1.F	0	XXX	XXX	0	0.0011	0	0.0034	0	0.0068	0
2.7	1	NAIC Designation Category 1.G	0	XXX	XXX	0	0.0014	0	0.0042	0	0.0085	0
2.8		Subtotal NAIC 1 (2.1+2.2+2.3+2.4+2.5+2.6+2.7)		XXX	XXX		XXX		XXX		XXX	
3.1	2	NAIC Designation Category 2.A	0	XXX	XXX	0	0.0021	0	0.0063	0	0.0105	0
3.2	2	NAIC Designation Category 2.B	0	XXX	XXX	0	0.0025	0	0.0076	0	0.0127	0
3.3	2	NAIC Designation Category 2.C	0	XXX	XXX	0	0.0036	0	0.0108	0	0.0180	0
3.4		Subtotal NAIC 2 (3.1+3.2+3.3)		XXX	XXX		XXX		XXX		XXX	
4.1	3	NAIC Designation Category 3.A	0	XXX	XXX	0	0.0069	0	0.0183	0	0.0262	0
4.2	3	NAIC Designation Category 3.B	0	XXX	XXX	0	0.0099	0	0.0264	0	0.0377	0
4.3	3	NAIC Designation Category 3.C	0	XXX	XXX	0	0.0131	0	0.0350	0	0.0500	0
4.4		Subtotal NAIC 3 (4.1+4.2+4.3)		XXX	XXX		XXX		XXX		XXX	
5.1	4	NAIC Designation Category 4.A	0	XXX	XXX	0	0.0184	0	0.0430	0	0.0615	0
5.2	4	NAIC Designation Category 4.B	0	XXX	XXX	0	0.0238	0	0.0555	0	0.0793	0
5.3	4	NAIC Designation Category 4.C	0	XXX	XXX	0	0.0310	0	0.0724	0	0.1034	0
5.4		Subtotal NAIC 4 (5.1+5.2+5.3)		XXX	XXX		XXX		XXX		XXX	
6.1	5	NAIC Designation Category 5.A	0	XXX	XXX	0	0.0472	0	0.0846	0	0.1410	0
6.2	5	NAIC Designation Category 5.B	0	XXX	XXX	0	0.0663	0	0.1188	0	0.1980	0
6.3	5	NAIC Designation Category 5.C	0	XXX	XXX	0	0.0836	0	0.1498	0	0.2496	0
6.4		Subtotal NAIC 5 (6.1+6.2+6.3)		XXX	XXX		XXX		XXX		XXX	
7.	6	NAIC 6	0	XXX	XXX	0	0.0000	0	0.2370	0	0.2370	0
8.		Total Unrated Multi-class Securities Acquired by Conversion	0	XXX	XXX	0	XXX	0	XXX	0	XXX	0
9.		Total Long-Term Bonds (1+2.8+3.4+4.4+5.4+6.4+7+8)	11,056,562	XXX	XXX	11,056,562	XXX	0	XXX	0	XXX	0
PREFERRED STOCKS												
10.	1	Highest Quality	0	XXX	XXX	0	0.0005	0	0.0016	0	0.0033	0
11.	2	High Quality	0	XXX	XXX	0	0.0021	0	0.0064	0	0.0106	0
12.	3	Medium Quality	0	XXX	XXX	0	0.0099	0	0.0263	0	0.0376	0
13.	4	Low Quality	0	XXX	XXX	0	0.0245	0	0.0572	0	0.0817	0
14.	5	Lower Quality	0	XXX	XXX	0	0.0630	0	0.1128	0	0.1880	0
15.	6	In or Near Default	0	XXX	XXX	0	0.0000	0	0.2370	0	0.2370	0
16.		Affiliated Life with AVR	0	XXX	XXX	0	0.0000	0	0.0000	0	0.0000	0
17.		Total Preferred Stocks (Sum of Lines 10 through 16)		XXX	XXX		XXX		XXX		XXX	

ASSET VALUATION RESERVE (Continued)
BASIC CONTRIBUTION, RESERVE OBJECTIVE AND MAXIMUM RESERVE CALCULATIONS
DEFAULT COMPONENT

Line Number	NAIC Designation	Description	1 Book/Adjusted Carrying Value	2 Reclassify Related Party Encumbrances	3 Add Third Party Encumbrances	4 Balance for AVR Reserve Calculations (Cols. 1 + 2 + 3)	Basic Contribution		Reserve Objective		Maximum Reserve	
							5 Factor	6 Amount (Cols. 4 x 5)	7 Factor	8 Amount (Cols. 4 x 7)	9 Factor	10 Amount (Cols. 4 x 9)
SHORT-TERM BONDS												
18.		Exempt Obligations	0	XXX	XXX	0	0.0000	0	0.0000	0	0.0000	0
19.1	1	NAIC Designation Category 1.A	0	XXX	XXX	0	0.0002	0	0.0007	0	0.0013	0
19.2	1	NAIC Designation Category 1.B	0	XXX	XXX	0	0.0004	0	0.0011	0	0.0023	0
19.3	1	NAIC Designation Category 1.C	0	XXX	XXX	0	0.0006	0	0.0018	0	0.0035	0
19.4	1	NAIC Designation Category 1.D	0	XXX	XXX	0	0.0007	0	0.0022	0	0.0044	0
19.5	1	NAIC Designation Category 1.E	0	XXX	XXX	0	0.0009	0	0.0027	0	0.0055	0
19.6	1	NAIC Designation Category 1.F	0	XXX	XXX	0	0.0011	0	0.0034	0	0.0068	0
19.7	1	NAIC Designation Category 1.G	0	XXX	XXX	0	0.0014	0	0.0042	0	0.0085	0
19.8		Subtotal NAIC 1 (19.1+19.2+19.3+19.4+19.5+19.6+19.7)		XXX	XXX		XXX		XXX		XXX	
20.1	2	NAIC Designation Category 2.A	0	XXX	XXX	0	0.0021	0	0.0063	0	0.0105	0
20.2	2	NAIC Designation Category 2.B	0	XXX	XXX	0	0.0025	0	0.0076	0	0.0127	0
20.3	2	NAIC Designation Category 2.C	0	XXX	XXX	0	0.0036	0	0.0108	0	0.0180	0
20.4		Subtotal NAIC 2 (20.1+20.2+20.3)		XXX	XXX		XXX		XXX		XXX	
21.1	3	NAIC Designation Category 3.A	0	XXX	XXX	0	0.0069	0	0.0183	0	0.0262	0
21.2	3	NAIC Designation Category 3.B	0	XXX	XXX	0	0.0099	0	0.0264	0	0.0377	0
21.3	3	NAIC Designation Category 3.C	0	XXX	XXX	0	0.0131	0	0.0350	0	0.0500	0
21.4		Subtotal NAIC 3 (21.1+21.2+21.3)		XXX	XXX		XXX		XXX		XXX	
22.1	4	NAIC Designation Category 4.A	0	XXX	XXX	0	0.0184	0	0.0430	0	0.0615	0
22.2	4	NAIC Designation Category 4.B	0	XXX	XXX	0	0.0238	0	0.0555	0	0.0793	0
22.3	4	NAIC Designation Category 4.C	0	XXX	XXX	0	0.0310	0	0.0724	0	0.1034	0
22.4		Subtotal NAIC 4 (22.1+22.2+22.3)		XXX	XXX		XXX		XXX		XXX	
23.1	5	NAIC Designation Category 5.A	0	XXX	XXX	0	0.0472	0	0.0846	0	0.1410	0
23.2	5	NAIC Designation Category 5.B	0	XXX	XXX	0	0.0663	0	0.1188	0	0.1980	0
23.3	5	NAIC Designation Category 5.C	0	XXX	XXX	0	0.0836	0	0.1498	0	0.2496	0
23.4		Subtotal NAIC 5 (23.1+23.2+23.3)		XXX	XXX		XXX		XXX		XXX	
24.	6	NAIC 6	0	XXX	XXX	0	0.0000	0	0.2370	0	0.2370	0
25.		Total Short-Term Bonds (18+19.8+20.4+21.4+22.4+23.4+24)		XXX	XXX		XXX		XXX		XXX	
DERIVATIVE INSTRUMENTS												
26.		Exchange Traded	0	XXX	XXX	0	0.0005	0	0.0016	0	0.0033	0
27.	1	Highest Quality	0	XXX	XXX	0	0.0005	0	0.0016	0	0.0033	0
28.	2	High Quality	0	XXX	XXX	0	0.0021	0	0.0064	0	0.0106	0
29.	3	Medium Quality	0	XXX	XXX	0	0.0099	0	0.0263	0	0.0376	0
30.	4	Low Quality	0	XXX	XXX	0	0.0245	0	0.0572	0	0.0817	0
31.	5	Lower Quality	0	XXX	XXX	0	0.0630	0	0.1128	0	0.1880	0
32.	6	In or Near Default	0	XXX	XXX	0	0.0000	0	0.2370	0	0.2370	0
33.		Total Derivative Instruments		XXX	XXX		XXX		XXX		XXX	
34.		Total (Lines 9 + 17 + 25 + 33)	11,056,562	XXX	XXX	11,056,562	XXX	0	XXX	0	XXX	0

ASSET VALUATION RESERVE (Continued)
BASIC CONTRIBUTION, RESERVE OBJECTIVE AND MAXIMUM RESERVE CALCULATIONS
DEFAULT COMPONENT

Line Number	NAIC Designation	Description	1 Book/Adjusted Carrying Value	2 Reclassify Related Party Encumbrances	3 Add Third Party Encumbrances	4 Balance for AVR Reserve Calculations (Cols. 1 + 2 + 3)	Basic Contribution		Reserve Objective		Maximum Reserve	
							5 Factor	6 Amount (Cols. 4 x 5)	7 Factor	8 Amount (Cols. 4 x 7)	9 Factor	10 Amount (Cols. 4 x 9)
		MORTGAGE LOANS										
		In Good Standing:										
35.		Farm Mortgages - CM1 - Highest Quality	0	0	XXX	0	0.0011	0	0.0057	0	0.0074	0
36.		Farm Mortgages - CM2 - High Quality	0	0	XXX	0	0.0040	0	0.0114	0	0.0149	0
37.		Farm Mortgages - CM3 - Medium Quality	0	0	XXX	0	0.0069	0	0.0200	0	0.0257	0
38.		Farm Mortgages - CM4 - Low Medium Quality	0	0	XXX	0	0.0120	0	0.0343	0	0.0428	0
39.		Farm Mortgages - CM5 - Low Quality	0	0	XXX	0	0.0183	0	0.0486	0	0.0628	0
40.		Residential Mortgages - Insured or Guaranteed	0	0	XXX	0	0.0003	0	0.0007	0	0.0011	0
41.		Residential Mortgages - All Other	0	0	XXX	0	0.0015	0	0.0034	0	0.0046	0
42.		Commercial Mortgages - Insured or Guaranteed	0	0	XXX	0	0.0003	0	0.0007	0	0.0011	0
43.		Commercial Mortgages - All Other - CM1 - Highest Quality	0	0	XXX	0	0.0011	0	0.0057	0	0.0074	0
44.		Commercial Mortgages - All Other - CM2 - High Quality	0	0	XXX	0	0.0040	0	0.0114	0	0.0149	0
45.		Commercial Mortgages - All Other - CM3 - Medium Quality	0	0	XXX	0	0.0069	0	0.0200	0	0.0257	0
46.		Commercial Mortgages - All Other - CM4 - Low Medium Quality	0	0	XXX	0	0.0120	0	0.0343	0	0.0428	0
47.		Commercial Mortgages - All Other - CM5 - Low Quality	0	0	XXX	0	0.0183	0	0.0486	0	0.0628	0
		Overdue, Not in Process:										
48.		Farm Mortgages	0	0	XXX	0	0.0480	0	0.0868	0	0.1371	0
49.		Residential Mortgages - Insured or Guaranteed	0	0	XXX	0	0.0006	0	0.0014	0	0.0023	0
50.		Residential Mortgages - All Other	0	0	XXX	0	0.0029	0	0.0066	0	0.0103	0
51.		Commercial Mortgages - Insured or Guaranteed	0	0	XXX	0	0.0006	0	0.0014	0	0.0023	0
52.		Commercial Mortgages - All Other	0	0	XXX	0	0.0480	0	0.0868	0	0.1371	0
		In Process of Foreclosure:										
53.		Farm Mortgages	0	0	XXX	0	0.0000	0	0.1942	0	0.1942	0
54.		Residential Mortgages - Insured or Guaranteed	0	0	XXX	0	0.0000	0	0.0046	0	0.0046	0
55.		Residential Mortgages - All Other	0	0	XXX	0	0.0000	0	0.0149	0	0.0149	0
56.		Commercial Mortgages - Insured or Guaranteed	0	0	XXX	0	0.0000	0	0.0046	0	0.0046	0
57.		Commercial Mortgages - All Other	0	0	XXX	0	0.0000	0	0.1942	0	0.1942	0
58.		Total Schedule B Mortgages (Sum of Lines 35 through 57)			XXX		XXX		XXX		XXX	
59.		Schedule DA Mortgages	0	0	XXX	0	0.0034	0	0.0114	0	0.0149	0
60.		Total Mortgage Loans on Real Estate (Lines 58 + 59)			XXX		XXX		XXX		XXX	

ASSET VALUATION RESERVE
BASIC CONTRIBUTION, RESERVE OBJECTIVE AND MAXIMUM RESERVE CALCULATIONS
EQUITY AND OTHER INVESTED ASSET COMPONENT

Line Number	NAIC Designation	Description	1 Book/Adjusted Carrying Value	2 Reclassify Related Party Encumbrances	3 Add Third Party Encumbrances	4 Balance for AVR Reserve Calculations (Cols. 1 + 2 + 3)	Basic Contribution		Reserve Objective		Maximum Reserve	
							5 Factor	6 Amount (Cols. 4 x 5)	7 Factor	8 Amount (Cols. 4 x 7)	9 Factor	10 Amount (Cols. 4 x 9)
COMMON STOCK												
1.		Unaffiliated - Public	0	XXX	XXX	0	0.0000	0	0.1580 (a)	0	0.1580 (a)	0
2.		Unaffiliated - Private	0	XXX	XXX	0	0.0000	0	0.1945	0	0.1945	0
3.		Federal Home Loan Bank	0	XXX	XXX	0	0.0000	0	0.0061	0	0.0097	0
4.		Affiliated - Life with AVR	0	XXX	XXX	0	0.0000	0	0.0000	0	0.0000	0
Affiliated - Investment Subsidiary:												
5.		Fixed Income - Exempt Obligations	0	0	0	0	XXX	0	XXX	0	XXX	0
6.		Fixed Income - Highest Quality	0	0	0	0	XXX	0	XXX	0	XXX	0
7.		Fixed Income - High Quality	0	0	0	0	XXX	0	XXX	0	XXX	0
8.		Fixed Income - Medium Quality	0	0	0	0	XXX	0	XXX	0	XXX	0
9.		Fixed Income - Low Quality	0	0	0	0	XXX	0	XXX	0	XXX	0
10.		Fixed Income - Lower Quality	0	0	0	0	XXX	0	XXX	0	XXX	0
11.		Fixed Income - In/Near Default	0	0	0	0	XXX	0	XXX	0	XXX	0
12.		Unaffiliated Common Stock - Public	0	0	0	0	0.0000	0	0.1580 (a)	0	0.1580 (a)	0
13.		Unaffiliated Common Stock - Private	0	0	0	0	0.0000	0	0.1945	0	0.1945	0
14.		Real Estate	0	0	0	0	0.0000 (b)	0	0.0000 (b)	0	0.0000 (b)	0
15.		Affiliated - Certain Other (See SVO Purposes and Procedures Manual)	0	XXX	XXX	0	0.0000	0	0.1580	0	0.1580	0
16.		Affiliated - All Other	0	XXX	XXX	0	0.0000	0	0.1945	0	0.1945	0
17.		Total Common Stock (Sum of Lines 1 through 16)					XXX		XXX		XXX	
REAL ESTATE												
18.		Home Office Property (General Account only)	0	0	0	0	0.0000	0	0.0912	0	0.0912	0
19.		Investment Properties	0	0	0	0	0.0000	0	0.0912	0	0.0912	0
20.		Properties Acquired in Satisfaction of Debt	0	0	0	0	0.0000	0	0.1337	0	0.1337	0
21.		Total Real Estate (Sum of Lines 18 through 20)					XXX		XXX		XXX	
OTHER INVESTED ASSETS												
INVESTMENTS WITH THE UNDERLYING CHARACTERISTICS OF BONDS												
22.		Exempt Obligations	0	XXX	XXX	0	0.0000	0	0.0000	0	0.0000	0
23.	1	Highest Quality	0	XXX	XXX	0	0.0005	0	0.0016	0	0.0033	0
24.	2	High Quality	0	XXX	XXX	0	0.0021	0	0.0064	0	0.0106	0
25.	3	Medium Quality	0	XXX	XXX	0	0.0099	0	0.0263	0	0.0376	0
26.	4	Low Quality	0	XXX	XXX	0	0.0245	0	0.0572	0	0.0817	0
27.	5	Lower Quality	0	XXX	XXX	0	0.0630	0	0.1128	0	0.1880	0
28.	6	In or Near Default	0	XXX	XXX	0	0.0000	0	0.2370	0	0.2370	0
29.		Total with Bond Characteristics (Sum of Lines 22 through 28)		XXX	XXX		XXX		XXX		XXX	

ASSET VALUATION RESERVE (Continued)
BASIC CONTRIBUTION, RESERVE OBJECTIVE AND MAXIMUM RESERVE CALCULATIONS
EQUITY AND OTHER INVESTED ASSET COMPONENT

Line Number	NAIC Designation	Description					Basic Contribution		Reserve Objective		Maximum Reserve	
			1 Book/Adjusted Carrying Value	2 Reclassify Related Party Encumbrances	3 Add Third Party Encumbrances	4 Balance for AVR Reserve Calculations (Cols. 1 + 2 + 3)	5 Factor	6 Amount (Cols. 4 x 5)	7 Factor	8 Amount (Cols. 4 x 7)	9 Factor	10 Amount (Cols. 4 x 9)
INVESTMENTS WITH THE UNDERLYING CHARACTERISTICS OF PREFERRED STOCKS												
30.	1	Highest Quality	0	XXX	XXX	0	0.0005	0	0.0016	0	0.0033	0
31.	2	High Quality	0	XXX	XXX	0	0.0021	0	0.0064	0	0.0106	0
32.	3	Medium Quality	0	XXX	XXX	0	0.0099	0	0.0263	0	0.0376	0
33.	4	Low Quality	0	XXX	XXX	0	0.0245	0	0.0572	0	0.0817	0
34.	5	Lower Quality.....	0	XXX	XXX	0	0.0630	0	0.1128	0	0.1880	0
35.	6	In or Near Default	0	XXX	XXX	0	0.0000	0	0.2370	0	0.2370	0
36.		Affiliated Life with AVR	0	XXX	XXX	0	0.0000	0	0.0000	0	0.0000	0
37.		Total with Preferred Stock Characteristics (Sum of Lines 30 through 36)		XXX	XXX		XXX		XXX		XXX	
INVESTMENTS WITH THE UNDERLYING CHARACTERISTICS OF MORTGAGE LOANS												
In Good Standing Affiliated:												
38.		Mortgages - CM1 - Highest Quality	0	0	XXX	0	0.0011	0	0.0057	0	0.0074	0
39.		Mortgages - CM2 - High Quality	0	0	XXX	0	0.0040	0	0.0114	0	0.0149	0
40.		Mortgages - CM3 - Medium Quality	0	0	XXX	0	0.0069	0	0.0200	0	0.0257	0
41.		Mortgages - CM4 - Low Medium Quality	0	0	XXX	0	0.0120	0	0.0343	0	0.0428	0
42.		Mortgages - CM5 - Low Quality	0	0	XXX	0	0.0183	0	0.0486	0	0.0628	0
43.		Residential Mortgages - Insured or Guaranteed	0	0	XXX	0	0.0003	0	0.0007	0	0.0011	0
44.		Residential Mortgages - All Other	0	XXX	XXX	0	0.0015	0	0.0034	0	0.0046	0
45.		Commercial Mortgages - Insured or Guaranteed	0	0	XXX	0	0.0003	0	0.0007	0	0.0011	0
Overdue, Not in Process Affiliated:												
46.		Farm Mortgages	0	0	XXX	0	0.0480	0	0.0868	0	0.1371	0
47.		Residential Mortgages - Insured or Guaranteed	0	0	XXX	0	0.0006	0	0.0014	0	0.0023	0
48.		Residential Mortgages - All Other	0	0	XXX	0	0.0029	0	0.0066	0	0.0103	0
49.		Commercial Mortgages - Insured or Guaranteed	0	0	XXX	0	0.0006	0	0.0014	0	0.0023	0
50.		Commercial Mortgages - All Other	0	0	XXX	0	0.0480	0	0.0868	0	0.1371	0
In Process of Foreclosure Affiliated:												
51.		Farm Mortgages	0	0	XXX	0	0.0000	0	0.1942	0	0.1942	0
52.		Residential Mortgages - Insured or Guaranteed	0	0	XXX	0	0.0000	0	0.0046	0	0.0046	0
53.		Residential Mortgages - All Other	0	0	XXX	0	0.0000	0	0.0149	0	0.0149	0
54.		Commercial Mortgages - Insured or Guaranteed	0	0	XXX	0	0.0000	0	0.0046	0	0.0046	0
55.		Commercial Mortgages - All Other	0	0	XXX	0	0.0000	0	0.1942	0	0.1942	0
56.		Total Affiliated (Sum of Lines 38 through 55)			XXX		XXX		XXX		XXX	
57.		Unaffiliated - In Good Standing With Covenants	0	0	XXX	0	0.0000 (c)	0	0.0000 (c)	0	0.0000 (c)	0
58.		Unaffiliated - In Good Standing Defeased With Government Securities	0	0	XXX	0	0.0011	0	0.0057	0	0.0074	0
59.		Unaffiliated - In Good Standing Primarily Senior	0	0	XXX	0	0.0040	0	0.0114	0	0.0149	0
60.		Unaffiliated - In Good Standing All Other	0	0	XXX	0	0.0069	0	0.0200	0	0.0257	0
61.		Unaffiliated - Overdue, Not in Process	0	0	XXX	0	0.0480	0	0.0868	0	0.1371	0
62.		Unaffiliated - In Process of Foreclosure	0	0	XXX	0	0.0000	0	0.1942	0	0.1942	0
63.		Total Unaffiliated (Sum of Lines 57 through 62)			XXX		XXX		XXX		XXX	
64.		Total with Mortgage Loan Characteristics (Lines 56 + 63)			XXX		XXX		XXX		XXX	

ASSET VALUATION RESERVE (Continued)
BASIC CONTRIBUTION, RESERVE OBJECTIVE AND MAXIMUM RESERVE CALCULATIONS
EQUITY AND OTHER INVESTED ASSET COMPONENT

Line Number	NAIC Designation	Description	1 Book/Adjusted Carrying Value	2 Reclassify Related Party Encumbrances	3 Add Third Party Encumbrances	4 Balance for AVR Reserve Calculations (Cols. 1 + 2 + 3)	Basic Contribution		Reserve Objective		Maximum Reserve	
							5 Factor	6 Amount (Cols. 4 x 5)	7 Factor	8 Amount (Cols. 4 x 7)	9 Factor	10 Amount (Cols. 4 x 9)
INVESTMENTS WITH THE UNDERLYING CHARACTERISTICS OF COMMON STOCK												
65.		Unaffiliated Public	0	XXX	XXX	0	0.0000	0	0.1580 (a)	0	0.1580 (a)	0
66.		Unaffiliated Private	0	XXX	XXX	0	0.0000	0	0.1945	0	0.1945	0
67.		Affiliated Life with AVR	0	XXX	XXX	0	0.0000	0	0.0000	0	0.0000	0
68.		Affiliated Certain Other (See SVO Purposes & Procedures Manual)	0	XXX	XXX	0	0.0000	0	0.1580	0	0.1580	0
69.		Affiliated Other - All Other	0	XXX	XXX	0	0.0000	0	0.1945	0	0.1945	0
70.		Total with Common Stock Characteristics (Sum of Lines 65 through 69)		XXX	XXX		XXX		XXX		XXX	
INVESTMENTS WITH THE UNDERLYING CHARACTERISTICS OF REAL ESTATE												
71.		Home Office Property (General Account only)	0	0	0	0	0.0000	0	0.0912	0	0.0912	0
72.		Investment Properties	0	0	0	0	0.0000	0	0.0912	0	0.0912	0
73.		Properties Acquired in Satisfaction of Debt	0	0	0	0	0.0000	0	0.1337	0	0.1337	0
74.		Total with Real Estate Characteristics (Sum of Lines 71 through 73)					XXX		XXX		XXX	
LOW INCOME HOUSING TAX CREDIT INVESTMENTS												
75.		Guaranteed Federal Low Income Housing Tax Credit		0	0	0	0.0003	0	0.0006	0	0.0010	0
76.		Non-guaranteed Federal Low Income Housing Tax Credit		0	0	0	0.0063	0	0.0120	0	0.0190	0
77.		Guaranteed State Low Income Housing Tax Credit		0	0	0	0.0003	0	0.0006	0	0.0010	0
78.		Non-guaranteed State Low Income Housing Tax Credit		0	0	0	0.0063	0	0.0120	0	0.0190	0
79.		All Other Low Income Housing Tax Credit		0	0	0	0.0273	0	0.0600	0	0.0975	0
80.		Total LIHTC (Sum of Lines 75 through 79)					XXX		XXX		XXX	
RESIDUAL TRanches OR INTERESTS												
81.		Fixed Income Instruments - Unaffiliated		XXX	XXX		0.0000		0.1580		0.1580	
82.		Fixed Income Instruments - Affiliated		XXX	XXX		0.0000		0.1580		0.1580	
83.		Common Stock - Unaffiliated		XXX	XXX		0.0000		0.1580		0.1580	
84.		Common Stock - Affiliated		XXX	XXX		0.0000		0.1580		0.1580	
85.		Preferred Stock - Unaffiliated		XXX	XXX		0.0000		0.1580		0.1580	
86.		Preferred Stock - Affiliated		XXX	XXX		0.0000		0.1580		0.1580	
87.		Real Estate - Unaffiliated	0	0	0	0	0.0000	0	0.1580	0	0.1580	0
88.		Real Estate - Affiliated	0	0	0	0	0.0000	0	0.1580	0	0.1580	0
89.		Mortgage Loans - Unaffiliated		XXX	XXX		0.0000		0.1580		0.1580	
90.		Mortgage Loans - Affiliated		XXX	XXX		0.0000		0.1580		0.1580	
91.		Other - Unaffiliated		XXX	XXX		0.0000		0.1580		0.1580	
92.		Other - Affiliated		XXX	XXX		0.0000		0.1580		0.1580	
93.		Total Residual Tranches or Interests (Sum of Lines 81 through 92)					XXX		XXX		XXX	
ALL OTHER INVESTMENTS												
94.		NAIC 1 Working Capital Finance Investments	0	XXX	0	0	0.0000	0	0.0042	0	0.0042	0
95.		NAIC 2 Working Capital Finance Investments	0	XXX	0	0	0.0000	0	0.0137	0	0.0137	0
96.		Other Invested Assets - Schedule BA	0	XXX	0	0	0.0000	0	0.1580	0	0.1580	0
97.		Other Short-Term Invested Assets - Schedule DA	0	XXX	0	0	0.0000	0	0.1580	0	0.1580	0
98.		Total All Other (Sum of Lines 94, 95, 96 and 97)		XXX			XXX		XXX		XXX	
99.		Total Other Invested Assets - Schedules BA & DA (Sum of Lines 29, 37, 64, 70, 74, 80, 93 and 98)					XXX		XXX		XXX	

(a) Times the company's weighted average portfolio beta (Minimum .1215, Maximum .2431).

(b) Determined using the same factors and breakdowns used for directly owned real estate.

(c) This will be the factor associated with the risk category determined in the company generated worksheet.

Asset Valuation Reserve - Replications (Synthetic) Assets

NONE

Schedule F - Claims

NONE

Schedule H - Part 1 - Analysis of Underwriting Operations

NONE

Schedule H - Part 2 - Reserves and Liabilities

NONE

Schedule H - Part 3 - Test of Prior Year's Claim Reserves and Liabilities

NONE

Schedule H - Part 4 - Reinsurance

NONE

Schedule H - Part 5 - Health Claims

NONE

Schedule S - Part 1 - Section 1

NONE

Schedule S - Part 1 - Section 2

NONE

Schedule S - Part 2

NONE

Schedule S - Part 3 - Section 1

NONE

Schedule S - Part 3 - Section 2

NONE

Schedule S - Part 4

NONE

Schedule S - Part 4 - Bank Footnote

NONE

Schedule S - Part 5

NONE

Schedule S - Part 5 - Bank Footnote

NONE

Schedule S - Part 6

NONE

SCHEDULE S - PART 7

Restatement of Balance Sheet to Identify Net Credit for Ceded Reinsurance

	1 As Reported (net of ceded)	2 Restatement Adjustments	3 Restated (gross of ceded)
ASSETS (Page 2, Col. 3)			
1. Cash and invested assets (Line 12)	13,042,468		13,042,468
2. Reinsurance (Line 16)	0	0	0
3. Premiums and considerations (Line 15)	0	0	0
4. Net credit for ceded reinsurance	XXX	0	0
5. All other admitted assets (balance)	138,749		138,749
6. Total assets excluding Separate Accounts (Line 26)	13,181,217	0	13,181,217
7. Separate Account assets (Line 27)	0		0
8. Total assets (Line 28)	13,181,217	0	13,181,217
LIABILITIES, CAPITAL AND SURPLUS (Page 3)			
9. Contract reserves (Lines 1 and 2)	0	0	0
10. Liability for deposit-type contracts (Line 3)	0		0
11. Claim reserves (Line 4)	0	0	0
12. Policyholder dividends/member refunds/reserves (Lines 5 through 7)	0		0
13. Premium & annuity considerations received in advance (Line 8)	0		0
14. Other contract liabilities (Line 9)	0		0
15. Reinsurance in unauthorized companies (Line 24.02 minus inset amount)	0	0	0
16. Funds held under reinsurance treaties with unauthorized reinsurers (Line 24.03 minus inset amount)	0		0
17. Reinsurance with Certified Reinsurers (Line 24.02 inset amount)	0		0
18. Funds held under reinsurance treaties with Certified Reinsurers (Line 24.03 inset amount)	0		0
19. All other liabilities (balance)	52,481		52,481
20. Total liabilities excluding Separate Accounts (Line 26)	52,481	0	52,481
21. Separate Account liabilities (Line 27)	0		0
22. Total liabilities (Line 28)	52,481	0	52,481
23. Capital & surplus (Line 38)	13,128,736	XXX	13,128,736
24. Total liabilities, capital & surplus (Line 39)	13,181,217	0	13,181,217
NET CREDIT FOR CEDED REINSURANCE			
25. Contract reserves	0		
26. Claim reserves	0		
27. Policyholder dividends/reserves	0		
28. Premium & annuity considerations received in advance	0		
29. Liability for deposit-type contracts	0		
30. Other contract liabilities	0		
31. Reinsurance ceded assets	0		
32. Other ceded reinsurance recoverables	0		
33. Total ceded reinsurance recoverables	0		
34. Premiums and considerations	0		
35. Reinsurance in unauthorized companies	0		
36. Funds held under reinsurance treaties with unauthorized reinsurers	0		
37. Reinsurance with Certified Reinsurers	0		
38. Funds held under reinsurance treaties with Certified Reinsurers	0		
39. Other ceded reinsurance payables/offsets	0		
40. Total ceded reinsurance payable/offsets	0		
41. Total net credit for ceded reinsurance	0		

ANNUAL STATEMENT FOR THE YEAR 2024 OF THE Talcott Resolution International Life Reassurance Corporation
SCHEDULE T - PREMIUMS AND ANNUITY CONSIDERATIONS (b)

Allocated by States and Territories

States, Etc.	1	Life Contracts		Direct Business Only			
		2	3	4	5	6	7
	Active Status (a)	Life Insurance Premiums	Annuity Considerations	Accident and Health Insurance Premiums, Including Policy, Membership and Other Fees	Other Considerations	Total Columns 2 through 5 (b)	Deposit-Type Contracts
1. Alabama	AL	N	0	0		0	
2. Alaska	AK	L	0	0		0	
3. Arizona	AZ	N	0	0		0	
4. Arkansas	AR	L	0	0		0	
5. California	CA	L	0	0		0	
6. Colorado	CO	N	0	0		0	
7. Connecticut	CT	L	0	0		0	
8. Delaware	DE	L	0	0		0	
9. District of Columbia	DC	L	0	0		0	
10. Florida	FL	N	0	0		0	
11. Georgia	GA	N	0	0		0	
12. Hawaii	HI	N	0	0		0	
13. Idaho	ID	N	0	0		0	
14. Illinois	IL	L	0	0		0	
15. Indiana	IN	L	0	0		0	
16. Iowa	IA	L	0	0		0	
17. Kansas	KS	L	0	0		0	
18. Kentucky	KY	N	0	0		0	
19. Louisiana	LA	N	0	0		0	
20. Maine	ME	N	0	0		0	
21. Maryland	MD	N	0	0		0	
22. Massachusetts	MA	L	0	0		0	
23. Michigan	MI	L	0	0		0	
24. Minnesota	MN	N	0	0		0	
25. Mississippi	MS	L	0	0		0	
26. Missouri	MO	N	0	0		0	
27. Montana	MT	N	0	0		0	
28. Nebraska	NE	N	0	0		0	
29. Nevada	NV	L	0	0		0	
30. New Hampshire	NH	N	0	0		0	
31. New Jersey	NJ	L	0	0		0	
32. New Mexico	NM	N	0	0		0	
33. New York	NY	N	0	0		0	
34. North Carolina	NC	N	0	0		0	
35. North Dakota	ND	N	0	0		0	
36. Ohio	OH	L	0	0		0	
37. Oklahoma	OK	N	0	0		0	
38. Oregon	OR	N	0	0		0	
39. Pennsylvania	PA	N	0	0		0	
40. Rhode Island	RI	N	0	0		0	
41. South Carolina	SC	N	0	0		0	
42. South Dakota	SD	N	0	0		0	
43. Tennessee	TN	N	0	0		0	
44. Texas	TX	L	0	0		0	
45. Utah	UT	L	0	0		0	
46. Vermont	VT	N	0	0		0	
47. Virginia	VA	N	0	0		0	
48. Washington	WA	L	0	0		0	
49. West Virginia	WV	N	0	0		0	
50. Wisconsin	WI	N	0	0		0	
51. Wyoming	WY	N	0	0		0	
52. American Samoa	AS	N	0	0		0	
53. Guam	GU	N	0	0		0	
54. Puerto Rico	PR	N	0	0		0	
55. U.S. Virgin Islands	VI	N	0	0		0	
56. Northern Mariana Islands	MP	N	0	0		0	
57. Canada	CAN	N	0	0		0	
58. Aggregate Other Alien	OT	XXX	0	0	0	0	0
59. Subtotal	XXX	0	0	0	0	0	0
90. Reporting entity contributions for employee benefits plans	XXX					0	
91. Dividends or refunds applied to purchase paid-up additions and annuities	XXX					0	
92. Dividends or refunds applied to shorten endowment or premium paying period	XXX					0	
93. Premium or annuity considerations waived under disability or other contract provisions	XXX					0	
94. Aggregate or other amounts not allocable by State	XXX	0	0	0	0	0	0
95. Totals (Direct Business)	XXX	0	0	0	0	0	0
96. Plus reinsurance assumed	XXX					0	
97. Totals (All Business)	XXX	0	0	0	0	0	0
98. Less reinsurance ceded	XXX					0	
99. Totals (All Business) less Reinsurance Ceded	XXX	0	0	(c) 0	0	0	0
DETAILS OF WRITE-INS							
58001.	XXX						
58002.	XXX						
58003.	XXX						
58998. Summary of remaining write-ins for Line 58 from overflow page	XXX	0	0	0	0	0	0
58999. Totals (Lines 58001 through 58003 plus 58998)(Line 58 above)	XXX	0	0	0	0	0	0
9401.	XXX						
9402.	XXX						
9403.	XXX						
9498. Summary of remaining write-ins for Line 94 from overflow page	XXX	0	0	0	0	0	0
9499. Totals (Lines 9401 through 9403 plus 9498)(Line 94 above)	XXX	0	0	0	0	0	0

(a) Active Status Counts:

- 1. L - Licensed or Chartered - Licensed insurance carrier or domiciled RRG..... 19
- 2. R - Registered - Non-domiciled RRGs..... 0
- 3. E - Eligible - Reporting entities eligible or approved to write surplus lines in the state..... 0
- 4. Q - Qualified - Qualified or accredited reinsurer..... 0
- 5. N - None of the above - Not allowed to write business in the state..... 38

(b) Explanation of basis of allocation by states, etc., of premiums and annuity considerations
 Not applicable. Company reports no direct business.

(c) Column 4 should balance with Exhibit 1, Lines 6.4, 10.4 and 16.4, Col. 6, or with Schedule H, Part 1, Line 1, indicate which: Exhibit 1, Lines 6.4, 10.4, and 16.4, Col. 6.....

**SCHEDULE T - PART 2
INTERSTATE COMPACT - EXHIBIT OF PREMIUMS WRITTEN**

Allocated by States and Territories

States, Etc.	Direct Business Only					Totals
	1 Life (Group and Individual)	2 Annuities (Group and Individual)	3 Disability Income (Group and Individual)	4 Long-Term Care (Group and Individual)	5 Deposit-Type Contracts	
1. Alabama	AL					
2. Alaska	AK					
3. Arizona	AZ					
4. Arkansas	AR					
5. California	CA					
6. Colorado	CO					
7. Connecticut	CT					
8. Delaware	DE					
9. District of Columbia	DC					
10. Florida	FL					
11. Georgia	GA					
12. Hawaii	HI					
13. Idaho	ID					
14. Illinois	IL					
15. Indiana	IN					
16. Iowa	IA					
17. Kansas	KS					
18. Kentucky	KY					
19. Louisiana	LA					
20. Maine	ME					
21. Maryland	MD					
22. Massachusetts	MA					
23. Michigan	MI					
24. Minnesota	MN					
25. Mississippi	MS					
26. Missouri	MO					
27. Montana	MT					
28. Nebraska	NE					
29. Nevada	NV					
30. New Hampshire	NH					
31. New Jersey	NJ					
32. New Mexico	NM					
33. New York	NY					
34. North Carolina	NC					
35. North Dakota	ND					
36. Ohio	OH					
37. Oklahoma	OK					
38. Oregon	OR					
39. Pennsylvania	PA					
40. Rhode Island	RI					
41. South Carolina	SC					
42. South Dakota	SD					
43. Tennessee	TN					
44. Texas	TX					
45. Utah	UT					
46. Vermont	VT					
47. Virginia	VA					
48. Washington	WA					
49. West Virginia	WV					
50. Wisconsin	WI					
51. Wyoming	WY					
52. American Samoa	AS					
53. Guam	GU					
54. Puerto Rico	PR					
55. U.S. Virgin Islands	VI					
56. Northern Mariana Islands	MP					
57. Canada	CAN					
58. Aggregate Other Alien	OT					
59. Total						

NONE

SCHEDULE Y - INFORMATION CONCERNING ACTIVITIES OF INSURER MEMBERS OF A HOLDING COMPANY GROUP
PART 1 - ORGANIZATIONAL CHART

Names of Parent, Subsidiaries or Affiliates	Domiciliary Location	NAIC Company Code	ID Number	Directly Controlled By	Ownership Percentage
Alan Waxman (member of TAO Insurance Holdings, LLC) ¹					
Sixth Street Advisers, LLC	DE		45-2553330	Ultimate Indirect control by Alan Waxman	
Sixth Street TAO Management, LLC	DE		90-1019036		
Sixth Street Insurance GP Holdco, LLC	DE				
Sixth Street Insurance Solutions, L.P.	DE		87-0910021		
Cadence ALM GP Holdco, LLC	DE		87-0910936	Ultimate Indirect control by Alan Waxman	
Sixth Street Insurance Solutions ALM, L.P.	DE		86-2807598		
Cadence Services US, LLC	DE		86-2807499		
Anthony Michael Muscolino (managing member of TAO Insurance Holdings, LLC)					
TAO Insurance Holdings, LLC ²	DE		86-1594781		
TAO Sutton Holdings, LLC ^{2,3}	CYM		98-1578722	TAO Insurance Holdings, LLC	100%
Talcott Financial Group Investments, LLC	BMU		98-1578678	TAO Sutton Holdings, LLC	100%
Talcott Financial Group, Ltd.	BMU		98-1578697	Talcott Financial Group Investments, LLC.	100%
Talcott Re FinCo, Ltd.	BMU		98-1673007	Talcott Financial Group, Ltd.	100%
Talcott Re Holdings, Ltd.	BMU		98-1673064	Talcott Re FinCo, Ltd.	100%
Talcott Life Re, Ltd.	BMU		98-1625692	Talcott Re Holdings, Ltd.	100%
Talcott Life & Annuity Re, Ltd.	CYM		98-1652614	Talcott Re Holdings, Ltd.	100%
Sutton Cayman Holdings, Ltd.	CYM			Talcott Re Holdings, Ltd.	100%
Talcott Financial Group GP, LLC	DE		86-1856539	Talcott Financial Group, Ltd.	100%
Talcott Holdings, L.P.	DE		82-3930622	Talcott Financial Group GP, LLC	100%
Talcott Acquisition, Inc.	DE		82-3950446	Talcott Holdings, L.P.	100%
Talcott Resolution Life, Inc.	DE		06-1470915	Talcott Acquisition, Inc.	100%
American Maturity Life Insurance Company	CT	81213	06-1422508	Talcott Resolution Life, Inc.	100%
TR Re Ltd.	BMU		98-1627971	Talcott Resolution Life, Inc.	100%
Talcott Administration Services Company, LLC	DE		45-4036343	TR Re, Ltd.	100%
LIAS Administration Fee Issuer LLC	DE			Talcott Administration Services Company, LLC	100%
Talcott Resolution Life Insurance Company	CT	88072	06-0974148	TR Re, Ltd.	100%
TC 3700M Member LLC	DE		99-4083399	Talcott Resolution Life Insurance Company	100%
Talcott Resolution Life and Annuity Insurance Company	CT	71153	39-1052598	Talcott Resolution Life Insurance Company	100%
Talcott Resolution Distribution Company, Inc.	CT		06-1408044	Talcott Resolution Life and Annuity Insurance Company	100%
Talcott Resolution Comprehensive Employee Benefit Service	CT		06-1120503	Talcott Resolution Life and Annuity Insurance Company	100%
Talcott Resolution International Life Reassurance Corporation	CT	93505	06-1207332	Talcott Resolution Life Insurance Company	100%
Talcott US Holdings, Ltd.	BMU			Talcott Financial Group, Ltd.	100%

¹ Pursuant to the operating agreement of TAO Insurance Holdings, LLC, Alan Waxman, as a member of TAO Insurance Holdings, LLC, has the authority to appoint the managing member of TAO Insurance Holdings, LLC and has appointed A. Michael Muscolino.

² TAO Insurance Holdings, LLC is the managing member of TAO Sutton Parent, LLC, which in turn is a non-voting member of TAO Sutton Holdings, LLC. Sixth Street TAO Partners, L.P., Sixth Street TAO Partners (A), L.P., Sixth Street TAO Partners (B), L.P., Sixth Street TAO Partners (C), L.P., Sixth Street TAO Partners (D), L.P., Sixth Street TAO Partners (E), L.P., Sixth Street TAO Partners (F), L.P., Super TAO MA, L.P., Super TAO Contingent MA, L.P., Knight TAO, L.P., and PSERS TAO Partners Parallel Fund, L.P. (collectively, "Sixth Street TAO") are non-voting members of TAO Sutton Parent, LLC. Certain of the entities that comprise Sixth Street TAO are indirect owners of Klaverblad Levensverzekering N.V., Lifetri Uitvaartverzekeringen N.V., and Lifetri Verzekeringen N.V.

³ In addition to Sixth Street TAO, certain investors ("Co-Investors") invested in the Domestic Insurers outside of Sixth Street TAO. All Co-Investors are passive investors and do not own any voting securities of the Domestic Insurers or of any of the other entities in this organizational chart and do not have the ability to appoint directors of Talcott Financial Group Investments, LLC or the Domestic Insurers.

ANNUAL STATEMENT FOR THE YEAR 2024 OF THE Talcott Resolution International Life Reassurance Corporation

SCHEDULE Y

PART 1A - DETAIL OF INSURANCE HOLDING COMPANY SYSTEM

1	2	3	4	5	6	7	8	9	10	11	12	13	14	15	16
Group Code	Group Name	NAIC Company Code	ID Number	Federal RSSD	CIK	Name of Securities Exchange if Publicly Traded (U.S. or International)	Names of Parent, Subsidiaries Or Affiliates	Domi-ciliary Loca-tion	Relation-ship to Reporting Entity	Directly Controlled by (Name of Entity/Person)	Type of Control (Ownership, Board, Management, Attorney-in-Fact, Influence, Other)	If Control is Ownership Provide Percentage	Ultimate Controlling Entity(ies)/Person(s)	Is an SCA Filing Re-quired? (Yes/No)	*
. 4926 ...	Talcott Holdings Grp	00000	86-1856539	Talcott Financial Group GP, LLCDE.....	UIP.....	Talcott Financial Group, Ltd.	Ownership.....	100.000	A. Michael Muscolino/Alan WaxmanNO.....
. 4926 ...	Talcott Holdings Grp	00000	82-3930622	Talcott Holdings, LPDE.....	UIP.....	Talcott Financial Group GP, LLC	Ownership.....	100.000	A. Michael Muscolino/Alan WaxmanNO.....
. 4926 ...	Talcott Holdings Grp	00000	82-3950446	Talcott Acquisition, Inc.DE.....	UIP.....	Talcott Holdings, LP	Ownership.....	100.000	A. Michael Muscolino/Alan WaxmanNO.....
. 4926 ...	Talcott Holdings Grp	00000	06-1470915	0001032204	Talcott Resolution Life, Inc.DE.....	UIP.....	Talcott Acquisition, Inc.	Ownership.....	100.000	A. Michael Muscolino/Alan WaxmanNO.....
. 4926 ...	Talcott Holdings Grp	81213	06-1422508	American Maturity Life Insurance CompanyCT.....	IA.....	Talcott Resolution Life, Inc.	Ownership.....	100.000	A. Michael Muscolino/Alan WaxmanNO.....
. 4926 ...	Talcott Holdings Grp	00000	95-1627971	TR Re Ltd.	UIP.....	Talcott Resolution Life, Inc.	Ownership.....	100.000	A. Michael Muscolino/Alan WaxmanNO.....
. 4926 ...	Talcott Holdings Grp	00000	45-4036343	Talcott Administration Services Company, LLC	..DE.....	NIA.....	TR Re Ltd.	Ownership.....	100.000	A. Michael Muscolino/Alan WaxmanNO.....
. 4926 ...	Talcott Holdings Grp	00000	LIAS Administration Fee Issuer LLCDE.....	NIA.....	LLC	Ownership.....	100.000	A. Michael Muscolino/Alan WaxmanNO.....
. 4926 ...	Talcott Holdings Grp	88072	06-0974148	0000045947	Talcott Resolution Life Insurance CompanyCT.....	UDP.....	TR Re, Ltd.	Ownership.....	100.000	A. Michael Muscolino/Alan WaxmanNO.....
. 4926 ...	Talcott Holdings Grp	93505	06-1207332	Talcott Resolution International Life Reassurance CorporationCT.....	RE.....	Talcott Resolution Life Insurance Company	Ownership.....	100.000	A. Michael Muscolino/Alan WaxmanNO.....
. 4926 ...	Talcott Holdings Grp	00000	99-4083399	TC 3700M Member LLCDE.....	NIA.....	Talcott Resolution Life Insurance Company	Ownership.....	100.000	A. Michael Muscolino/Alan WaxmanNO.....
. 4926 ...	Talcott Holdings Grp	71153	39-1052598	Talcott Resolution Life and Annuity Insurance CompanyCT.....	IA.....	Talcott Resolution Life Insurance Company	Ownership.....	100.000	A. Michael Muscolino/Alan WaxmanNO.....
. 4926 ...	Talcott Holdings Grp	00000	06-1120503	Talcott Resolution Comprehensive Employee Benefit Service CompanyCT.....	NIA.....	Talcott Resolution Life and Annuity Insurance Company	Ownership.....	100.000	A. Michael Muscolino/Alan WaxmanYES.....
. 4926 ...	Talcott Holdings Grp	00000	06-1408044	0000940622	Talcott Resolution Distribution Company, Inc.	..CT.....	NIA.....	Talcott Resolution Life and Annuity Insurance Company	Ownership.....	100.000	A. Michael Muscolino/Alan WaxmanYES.....

Asterisk	Explanation
----------	-------------

ANNUAL STATEMENT FOR THE YEAR 2024 OF THE Talcott Resolution International Life Reassurance Corporation

SCHEDULE Y

PART 2 - SUMMARY OF INSURER'S TRANSACTIONS WITH ANY AFFILIATES

1	2	3	4	5	6	7	8	9	10	11	12	13
NAIC Company Code	ID Number	Names of Insurers and Parent, Subsidiaries or Affiliates	Shareholder Dividends	Capital Contributions	Purchases, Sales or Exchanges of Loans, Securities, Real Estate, Mortgage Loans or Other Investments	Income/ (Disbursements) Incurred in Connection with Guarantees or Undertakings for the Benefit of any Affiliate(s)	Management Agreements and Service Contracts	Income/ (Disbursements) Incurred Under Reinsurance Agreements	*	Any Other Material Activity Not in the Ordinary Course of the Insurer's Business	Totals	Reinsurance Recoverable/ (Payable) on Losses and/or Reserve Credit Taken/(Liability)
00000	82-3930622	Talcott Holdings, LP	220,000,000				(760,962)				219,239,038	
00000	82-3950446	Talcott Acquisition, Inc.									0	
00000	06-1470915	Talcott Resolution Life, Inc.	430,000,000	575,000,000			(11,127,035)			(275,581,017)	718,291,948	
00000	95-1627971	TR Re Ltd.	(650,000,000)	(4,000,000)			(24,300,962)			(89,728,122)	(1,035,851,991)	(551,903,895)
00000	45-4036343	Talcott Administration Services Company, LLC					(20,872,011)				(20,872,011)	
00000		LIAS Administration Fee Issuer LLC									0	
88072	06-0974148	Talcott Resolution Life Insurance Company	275,000,000	(571,000,000)			78,486,243	30,230,790		394,608,819	207,325,852	551,903,895
81213	06-1422508	American Maturity Life Insurance Company					14,897				14,897	
93505	06-1207332	Talcott Resolution International Life Reassurance Corporation					(6,765)				(6,765)	
00000	83-2918805	21 Church Street R, LLC									0	
71153	39-1052598	Talcott Resolution Life and Annuity Insurance Company	(275,000,000)				(19,269,982)	59,497,332		148,795,105	(85,977,545)	
00000	06-1120503	Talcott Resolution Comprehensive Employee Benefit Service Company									0	
00000	06-1408044	Talcott Resolution Distribution Company					(2,163,423)				(2,163,423)	
9999999 Control Totals			0	0	0	0	0	0	XXX	0	0	0

ANNUAL STATEMENT FOR THE YEAR 2024 OF THE Talcott Resolution International Life Reassurance Corporation

SCHEDULE Y

PART 3 - ULTIMATE CONTROLLING PARTY AND LISTING OF OTHER U.S. INSURANCE GROUPS OR ENTITIES UNDER THAT ULTIMATE CONTROLLING PARTY'S CONTROL

1 Insurers in Holding Company	2 Owners with Greater Than 10% Ownership	3 Ownership Percentage Column 2 of Column 1	4 Granted Disclaimer of Control Affiliation of Column 2 Over Column 1 (Yes/No)	5 Ultimate Controlling Party	6 U.S. Insurance Groups or Entities Controlled by Column 5	7 Ownership Percentage (Column 5 of Column 6)	8 Granted Disclaimer of Control Affiliation of Column 5 Over Column 6 (Yes/No)
Talcott Resolution Life Insurance Company	TR Re, Ltd.	100.000	NO	Alan Waxman/A. Michael Muscolino	Talcott Holdings Grp	100.000	NO
Talcott Resolution Life and Annuity Insurance Company	Talcott Resolution Life Insurance Company	100.000	NO	Alan Waxman/A. Michael Muscolino	Talcott Holdings Grp	100.000	NO
American Maturity Life Insurance Company	Talcott Resolution Life, Inc.	100.000	NO	Alan Waxman/A. Michael Muscolino	Talcott Holdings Grp	100.000	NO
Talcott Resolution International Life Reassurance Corporation	Talcott Resolution Life Insurance Company	100.000	NO	Alan Waxman/A. Michael Muscolino	Talcott Holdings Grp	100.000	NO
.....							
.....							
.....							
.....							
.....							
.....							
.....							
.....							
.....							
.....							
.....							
.....							
.....							
.....							
.....							
.....							
.....							
.....							
.....							
.....							
.....							
.....							
.....							
.....							
.....							

SUPPLEMENTAL EXHIBITS AND SCHEDULES INTERROGATORIES

REQUIRED FILINGS

The following supplemental reports are required to be filed as part of your statement filing unless specifically waived by the domiciliary state. However, in the event that your domiciliary state waives the filing requirement, your response of WAIVED to the specific interrogatory will be accepted in lieu of filing a "NONE" report and a bar code will be printed below. If the supplement is required of your company but is not being filed for whatever reason enter SEE EXPLANATION and provide an explanation following the interrogatory questions.

	Responses
MARCH FILING	
1. Will the Supplemental Compensation Exhibit be filed with the state of domicile by March 1?	YES
2. Will the confidential Risk-based Capital Report be filed with the NAIC by March 1?	YES
3. Will the confidential Risk-based Capital Report be filed with the state of domicile, if required, by March 1?	YES
4. Will an actuarial opinion be filed by March 1?	YES
APRIL FILING	
5. Will Management's Discussion and Analysis be filed by April 1?	YES
6. Will the Life, Health & Annuity Guaranty Association Assessable Premium Exhibit - Parts 1 and 2 be filed with the state of domicile and the NAIC by April 1? (Not applicable to fraternal benefit societies)	SEE EXPLANATION
7. Will the Supplemental Investment Risks Interrogatories be filed by April 1?	YES
JUNE FILING	
8. Will an audited financial report be filed by June 1?	WAIVED
9. Will Accountant's Letter of Qualifications be filed with the state of domicile and electronically with the NAIC by June 1?	WAIVED

SUPPLEMENTAL FILINGS

The following supplemental reports are required to be filed as part of your annual statement filing **if your company is engaged in the type of business covered by the supplement. However, in the event that your company does not transact the type of business for which the special report must be filed, your response of NO to the specific interrogatory will be accepted in lieu of filing a "NONE" report and a bar code will be printed below.** If the supplement is required of your company but is not being filed for whatever reason enter SEE EXPLANATION and provide an explanation following the interrogatory questions.

MARCH FILING

10. Will Schedule SIS (Stockholder Information Supplement) be filed with the state of domicile by March 1? (Not applicable to fraternal benefit societies) ..	NO
11. Will the Medicare Supplement Insurance Experience Exhibit be filed with the state of domicile and the NAIC by March 1?	NO
12. Will the Trusteed Surplus Statement be filed with the state of domicile and the NAIC by March 1?	NO
13. Will the actuarial opinion on participating and non-participating policies as required in Interrogatories 1 and 2 to Exhibit 5 be filed with the state of domicile and electronically with the NAIC by March 1?	NO
14. Will the actuarial opinion on non-guaranteed elements as required in interrogatory #3 to Exhibit 5 be filed with the state of domicile and electronically with the NAIC by March 1?	NO
15. Will the actuarial opinion on X-Factors be filed with the state of domicile and electronically with the NAIC by March 1?	NO
16. Will the actuarial opinion on Separate Accounts Funding Guaranteed Minimum Benefit be filed with the state of domicile and electronically with the NAIC by March 1?	NO
17. Will the actuarial opinion on Synthetic Guaranteed Investment Contracts be filed with the state of domicile and electronically with the NAIC by March 1?	NO
18. Will the Reasonableness of Assumptions Certification required by Actuarial Guideline XXXV be filed with the state of domicile and electronically with the NAIC by March 1?	NO
19. Will the Reasonableness and Consistency of Assumptions Certification required by Actuarial Guideline XXXV be filed with the state of domicile and electronically with the NAIC by March 1?	NO
20. Will the Reasonableness of Assumptions Certification for Implied Guaranteed Rate Method required by Actuarial Guideline XXXVI be filed with the state of domicile and electronically with the NAIC by March 1?	NO
21. Will the Reasonableness and Consistency of Assumptions Certification required by Actuarial Guideline XXXVI (Updated Average Market Value) be filed with the state of domicile and electronically with the NAIC by March 1?	NO
22. Will the Reasonableness and Consistency of Assumptions Certification required by Actuarial Guideline XXXVI (Updated Market Value) be filed with the state of domicile and electronically with the NAIC by March 1?	NO
23. Will the C-3 RBC Certifications required under C-3 Phase I be filed with the state of domicile and electronically with the NAIC by March 1?	NO
24. Will the C-3 RBC Certifications required under C-3 Phase II be filed with the state of domicile and electronically with the NAIC by March 1?	NO
25. Will the Actuarial Certifications Related to Annuity Nonforfeiture Ongoing Compliance for Equity Indexed Annuities be filed with the state of domicile and electronically with the NAIC by March 1?	NO

SUPPLEMENTAL EXHIBITS AND SCHEDULES INTERROGATORIES

- 26. Will the actuarial opinion required by the Modified Guaranteed Annuity Model Regulation be filed with the state of domicile and electronically with the NAIC by March 1? NO
- 27. Will the Actuarial Certification regarding the use of 2001 Preferred Class Tables required by the Model Regulation Permitting the Recognition of Preferred Mortality Tables for Use in Determining Minimum Reserve Liabilities be filed with the state of domicile and electronically with the NAIC by March 1? NO
- 28. Will the Worker's Compensation Carve-Out Supplement be filed by March 1? (Not applicable to fraternal benefit societies) NO
- 29. Will Supplemental Schedule O be filed with the state of domicile and the NAIC by March 1? NO
- 30. Will the Medicare Part D Coverage Supplement be filed with the state of domicile and the NAIC by March 1? NO
- 31. Will an approval from the reporting entity's state of domicile for relief related to the five-year rotation requirement for lead audit partner be filed electronically with the NAIC by March 1? NO
- 32. Will an approval from the reporting entity's state of domicile for relief related to the one-year cooling off period for independent CPA be filed electronically with the NAIC by March 1? NO
- 33. Will an approval from the reporting entity's state of domicile for relief related to the Requirements for Audit Committees be filed electronically with the NAIC by March 1? NO
- 34. Will the VM-20 Reserves Supplement be filed with the state of domicile and the NAIC by March 1? NO
- 35. Will the Health Supplement be filed with the state of domicile and the NAIC by March 1? NO
- 36. Will the Market Conduct Annual Statement (MCAS) Premium Exhibit for Year be filed with appropriate jurisdictions and with the NAIC by March 1? NO





APRIL FILING

- 37. Will the confidential Regulatory Asset Adequacy Issues Summary (RAAIS) required by the Valuation Manual be filed with the state of domicile by April 1? YES
- 38. Will the Long-Term Care Experience Reporting Forms be filed with the state of domicile and the NAIC by April 1? NO
- 39. Will the Credit Insurance Experience Exhibit be filed with the state of domicile and the NAIC by April 1? (Not applicable to fraternal benefit societies) .. NO
- 40. Will the Accident and Health Policy Experience Exhibit be filed by April 1? NO
- 41. Will the Supplemental Health Care Exhibit (Parts 1 and 2) be filed with the state of domicile and the NAIC by April 1? NO
- 42. Will the confidential Actuarial Memorandum required by Actuarial Guideline XXXVIII 8D be filed with the state of domicile by April 30? NO
- 43. Will the Supplemental Term and Universal Life Insurance Reinsurance Exhibit be filed with the state of domicile and the NAIC by April 1? NO
- 44. Will the Variable Annuities Supplement be filed with the state of domicile and the NAIC by April 1? NO
- 45. Will the confidential Executive Summary of the PBR Actuarial Report be filed with the state of domicile by April 1? NO
- 46. Will the confidential Life Summary of the PBR Actuarial Report be filed with the state of domicile by April 1? NO
- 47. Will the confidential Variable Annuities Summary of the PBR Actuarial Report be filed with the state of domicile by April 1? NO






























AUGUST FILING

- 48. Will Management's Report of Internal Control Over Financial Reporting be filed with the state of domicile by August 1? NO
- Explanations:
- 6. The data for this supplement is not required to be filed.
 - 10. The data for this supplement is not required to be filed.
 - 11. The data for this supplement is not required to be filed.
 - 12. The data for this supplement is not required to be filed.
 - 13. The data for this supplement is not required to be filed.
 - 14. The data for this supplement is not required to be filed.
 - 15. The data for this supplement is not required to be filed.
 - 16. The data for this supplement is not required to be filed.
 - 17. The data for this supplement is not required to be filed.
 - 18. The data for this supplement is not required to be filed.
 - 19. The data for this supplement is not required to be filed.
 - 20. The data for this supplement is not required to be filed.
 - 21. The data for this supplement is not required to be filed.
 - 22. The data for this supplement is not required to be filed.
 - 23. The data for this supplement is not required to be filed.
 - 24. The data for this supplement is not required to be filed.
 - 25. The data for this supplement is not required to be filed.
 - 26. The data for this supplement is not required to be filed.
 - 27. The data for this supplement is not required to be filed.
 - 28. The data for this supplement is not required to be filed.
 - 29. The data for this supplement is not required to be filed.
 - 30. The data for this supplement is not required to be filed.
 - 31. The data for this supplement is not required to be filed.
 - 32. The data for this supplement is not required to be filed.
 - 33. The data for this supplement is not required to be filed.
 - 34. The data for this supplement is not required to be filed.
 - 35. The data for this supplement is not required to be filed.
 - 36. The data for this supplement is not required to be filed.
 - 38. The data for this supplement is not required to be filed.
 - 39. The data for this supplement is not required to be filed.
 - 40. The data for this supplement is not required to be filed.
 - 41. The data for this supplement is not required to be filed.
 - 42. The data for this supplement is not required to be filed.
 - 43. The data for this supplement is not required to be filed.
 - 44. The data for this supplement is not required to be filed.
 - 45. The data for this supplement is not required to be filed.
 - 46. The data for this supplement is not required to be filed.
 - 47. The data for this supplement is not required to be filed.
 - 48. The data for this supplement is not required to be filed.

Bar Codes:

- 8. Audited Financial Report [Document Identifier 220] 
- 9. Accountants Letter of Qualifications [Document Identifier 221] 
- 10. SIS Stockholder Information Supplement [Document Identifier 420] 
- 11. Medicare Supplement Insurance Experience Exhibit [Document Identifier 360] 
- 12. Trusteed Surplus Statement [Document Identifier 490] 
- 13. Participating Opinion for Exhibit 5 [Document Identifier 371] 
- 14. Non-Guaranteed Opinion for Exhibit 5 [Document Identifier 370] 

SUPPLEMENTAL EXHIBITS AND SCHEDULES INTERROGATORIES

15. Actuarial Opinion on X-Factors [Document Identifier 442]	 9 3 5 0 5 2 0 2 4 4 4 2 0 0 0 0 0
16. Actuarial Opinion on Separate Accounts Funding Guaranteed Minimum Benefit [Document Identifier 443]	 9 3 5 0 5 2 0 2 4 4 4 3 0 0 0 0 0
17. Actuarial Opinion on Synthetic Guaranteed Investment Contracts [Document Identifier 444]	 9 3 5 0 5 2 0 2 4 4 4 4 0 0 0 0 0
18. Reasonableness of Assumptions Certification required by Actuarial Guideline XXXV [Document Identifier 445]	 9 3 5 0 5 2 0 2 4 4 4 5 0 0 0 0 0
19. Reasonableness and Consistency of Assumptions Certification required by Actuarial Guideline XXXV [Document Identifier 446]	 9 3 5 0 5 2 0 2 4 4 4 6 0 0 0 0 0
20. Reasonableness of Assumptions Certification for Implied Guaranteed Rate Method required by Actuarial Guideline XXXVI [Document Identifier 447]	 9 3 5 0 5 2 0 2 4 4 4 7 0 0 0 0 0
21. Reasonableness and Consistency of Assumptions Certification required by Actuarial Guideline XXXVI [Document Identifier 448]	 9 3 5 0 5 2 0 2 4 4 4 8 0 0 0 0 0
22. Reasonableness and Consistency of Assumptions Certification required by Actuarial Guideline XXXVI (Updated Market Value) [Document Identifier 449]	 9 3 5 0 5 2 0 2 4 4 4 9 0 0 0 0 0
23. C-3 RBC Certifications Required Under C-3 Phase I [Document Identifier 450]	 9 3 5 0 5 2 0 2 4 4 5 0 0 0 0 0 0
24. C-3 RBC Certifications Required Under C-3 Phase II [Document Identifier 451]	 9 3 5 0 5 2 0 2 4 4 5 1 0 0 0 0 0
25. Actuarial Certifications Related to Annuity Nonforfeiture Ongoing Compliance for Equity Indexed Annuities [Document Identifier 452]	 9 3 5 0 5 2 0 2 4 4 5 2 0 0 0 0 0
26. Modified Guaranteed Annuity Model Regulation [Document Identifier 453]	 9 3 5 0 5 2 0 2 4 4 5 3 0 0 0 0 0
27. Actuarial Certification regarding the use of 2001 Preferred Class Tables required by the Model Regulation Permitting the Recognition of Preferred Mortality Tables for Use in Determining Minimum Reserve Liabilities [Document Identifier 454]	 9 3 5 0 5 2 0 2 4 4 5 4 0 0 0 0 0
28. Workers' Compensation Carve-Out Supplement [Document Identifier 495]	 9 3 5 0 5 2 0 2 4 4 9 5 0 0 0 0 0
29. Supplemental Schedule O [Document Identifier 465]	 9 3 5 0 5 2 0 2 4 4 6 5 0 0 0 0 0
30. Medicare Part D Coverage Supplement [Document Identifier 365]	 9 3 5 0 5 2 0 2 4 3 6 5 0 0 0 0 0
31. Relief from the five-year rotation requirement for lead audit partner [Document Identifier 224]	 9 3 5 0 5 2 0 2 4 2 2 4 0 0 0 0 0
32. Relief from the one-year cooling off period for independent CPA [Document Identifier 225]	 9 3 5 0 5 2 0 2 4 2 2 5 0 0 0 0 0
33. Relief from the Requirements for Audit Committees [Document Identifier 226]	 9 3 5 0 5 2 0 2 4 2 2 6 0 0 0 0 0
34. VM-20 Reserves Supplement [Document Identifier 456]	 9 3 5 0 5 2 0 2 4 4 5 6 0 0 0 0 0
35. Health Care Receivables Supplement [Document Identifier 475]	 9 3 5 0 5 2 0 2 4 4 7 5 0 0 0 0 0
36. Market Conduct Annual Statement (MCAS) Premium Exhibit [Document Identifier 600]	 9 3 5 0 5 2 0 2 4 6 0 0 0 0 0 0 0
38. Long-Term Care Experience Reporting Forms [Document Identifier 306]	 9 3 5 0 5 2 0 2 4 3 0 6 0 0 0 0 0
39. Credit Insurance Experience Exhibit [Document Identifier 230]	 9 3 5 0 5 2 0 2 4 2 3 0 0 0 0 0 0
40. Accident and Health Policy Experience Exhibit [Document Identifier 210]	 9 3 5 0 5 2 0 2 4 2 1 0 0 0 0 0 0
41. Supplemental Health Care Exhibit (Parts 1 and 2) [Document Identifier 216]	 9 3 5 0 5 2 0 2 4 2 1 6 0 0 0 0 0
42. Actuarial Memorandum Required by Actuarial Guideline XXXVIII 8D [Document Identifier 435]	 9 3 5 0 5 2 0 2 4 4 3 5 0 0 0 0 0
43. Supplemental Term and Universal Life Insurance Reinsurance Exhibit [Document Identifier 345]	 9 3 5 0 5 2 0 2 4 3 4 5 0 0 0 0 0
44. Variable Annuities Supplement [Document Identifier 286]	 9 3 5 0 5 2 0 2 4 2 8 6 0 0 0 0 0

SUPPLEMENTAL EXHIBITS AND SCHEDULES INTERROGATORIES

45. Executive Summary of the PBR Actuarial Report [Document Identifier 457]



46. Life Summary of the PBR Actuarial Report [Document Identifier 458]



47. Variable Annuities Summary of the PBR Actuarial Report
[Document Identifier 459]



48. Management's Report of Internal Control Over Financial Reporting
[Document Identifier 223]



OVERFLOW PAGE FOR WRITE-INS

NONE

SUMMARY INVESTMENT SCHEDULE

Investment Categories	Gross Investment Holdings		Admitted Assets as Reported in the Annual Statement			
	1 Amount	2 Percentage of Column 1 Line 13	3 Amount	4 Securities Lending Reinvested Collateral Amount	5 Total (Col. 3 + 4) Amount	6 Percentage of Column 5 Line 13
1. Long-Term Bonds (Schedule D, Part 1):						
1.01 U.S. governments	11,056,562	84.774	11,056,562	0	11,056,562	84.774
1.02 All other governments		0.000	0	0	0	0.000
1.03 U.S. states, territories and possessions, etc. guaranteed		0.000	0	0	0	0.000
1.04 U.S. political subdivisions of states, territories, and possessions, guaranteed		0.000	0	0	0	0.000
1.05 U.S. special revenue and special assessment obligations, etc. non-guaranteed		0.000	0	0	0	0.000
1.06 Industrial and miscellaneous		0.000	0	0	0	0.000
1.07 Hybrid securities		0.000	0	0	0	0.000
1.08 Parent, subsidiaries and affiliates		0.000	0	0	0	0.000
1.09 SVO identified funds		0.000	0	0	0	0.000
1.10 Unaffiliated bank loans		0.000	0	0	0	0.000
1.11 Unaffiliated certificates of deposit		0.000	0	0	0	0.000
1.12 Total long-term bonds	11,056,562	84.774	11,056,562	0	11,056,562	84.774
2. Preferred stocks (Schedule D, Part 2, Section 1):						
2.01 Industrial and miscellaneous (Unaffiliated)		0.000	0	0	0	0.000
2.02 Parent, subsidiaries and affiliates		0.000	0	0	0	0.000
2.03 Total preferred stocks						
3. Common stocks (Schedule D, Part 2, Section 2):						
3.01 Industrial and miscellaneous Publicly traded (Unaffiliated)		0.000	0	0	0	0.000
3.02 Industrial and miscellaneous Other (Unaffiliated)		0.000	0	0	0	0.000
3.03 Parent, subsidiaries and affiliates Publicly traded		0.000	0	0	0	0.000
3.04 Parent, subsidiaries and affiliates Other		0.000	0	0	0	0.000
3.05 Mutual funds		0.000	0	0	0	0.000
3.06 Unit investment trusts		0.000	0	0	0	0.000
3.07 Closed-end funds		0.000	0	0	0	0.000
3.08 Exchange traded funds		0.000	0	0	0	0.000
3.09 Total common stocks						
4. Mortgage loans (Schedule B):						
4.01 Farm mortgages		0.000	0	0	0	0.000
4.02 Residential mortgages		0.000	0	0	0	0.000
4.03 Commercial mortgages		0.000	0	0	0	0.000
4.04 Mezzanine real estate loans		0.000	0	0	0	0.000
4.05 Total valuation allowance		0.000	0	0	0	0.000
4.06 Total mortgage loans						
5. Real estate (Schedule A):						
5.01 Properties occupied by company		0.000		0	0	0.000
5.02 Properties held for production of income		0.000		0	0	0.000
5.03 Properties held for sale		0.000		0	0	0.000
5.04 Total real estate						
6. Cash, cash equivalents and short-term investments:						
6.01 Cash (Schedule E, Part 1)	633,145	4.854	633,145	0	633,145	4.854
6.02 Cash equivalents (Schedule E, Part 2)	1,352,761	10.372	1,352,761	0	1,352,761	10.372
6.03 Short-term investments (Schedule DA)		0.000		0	0	0.000
6.04 Total cash, cash equivalents and short-term investments	1,985,906	15.226	1,985,906	0	1,985,906	15.226
7. Contract loans		0.000		0	0	0.000
8. Derivatives (Schedule DB)		0.000		0	0	0.000
9. Other invested assets (Schedule BA)		0.000		0	0	0.000
10. Receivables for securities		0.000		0	0	0.000
11. Securities Lending (Schedule DL, Part 1).....				XXX	XXX	XXX
12. Other invested assets (Page 2, Line 11)		0.000		0	0	0.000
13. Total invested assets	13,042,467	100.000	13,042,468	0	13,042,468	100.000

SCHEDULE A - VERIFICATION BETWEEN YEARS

Real Estate

1. Book/adjusted carrying value, December 31 of prior year
2. Cost of acquired:
 - 2.1 Actual cost at time of acquisition (Part 2, Column 6)
 - 2.2 Additional investment made after acquisition (Part 2, Column 9)
3. Current year change in encumbrances:
 - 3.1 Totals, Part 1, Column 13
 - 3.2 Totals, Part 3, Column 11
4. Total gain (loss) on disposals, Part 3, Column 18
5. Deduct amounts received on disposals, Part 3, Column 15
6. Total foreign exchange change in book/adjusted carrying value:
 - 6.1 Totals, Part 1, Column 15
 - 6.2 Totals, Part 3, Column 13
7. Deduct current year's other-than-temporary impairment recognized:
 - 7.1 Totals, Part 1, Column 12
 - 7.2 Totals, Part 3, Column 10
8. Deduct current year's depreciation:
 - 8.1 Totals, Part 1, Column 11
 - 8.2 Totals, Part 3, Column 9
9. Book/adjusted carrying value at the end of current period (Lines 1+2+3+4-5+6-7-8)
10. Deduct total nonadmitted amounts
11. Statement value at end of current period (Line 9 minus Line 10)

NONE

SCHEDULE B - VERIFICATION BETWEEN YEARS

Mortgage Loans

1. Book value/recorded investment excluding accrued interest, December 31 of prior year
2. Cost of acquired:
 - 2.1 Actual cost at time of acquisition (Part 2, Column 7)
 - 2.2 Additional investment made after acquisition (Part 2, Column 8)
3. Capitalized deferred interest and other:
 - 3.1 Totals, Part 1, Column 12
 - 3.2 Totals, Part 3, Column 11
4. Accrual of discount
5. Unrealized valuation increase/(decrease):
 - 5.1 Totals, Part 1, Column 9
 - 5.2 Totals, Part 3, Column 8
6. Total gain (loss) on disposals, Part 3, Column 18
7. Deduct amounts received on disposals, Part 3, Column 15
8. Deduct amortization of premium and mortgage interest points and commitment fees
9. Total foreign exchange change in book value/recorded investment excluding accrued interest:
 - 9.1 Totals, Part 1, Column 13
 - 9.2 Totals, Part 3, Column 13
10. Deduct current year's other-than-temporary impairment recognized:
 - 10.1 Totals, Part 1, Column 11
 - 10.2 Totals, Part 3, Column 10
11. Book value/recorded investment excluding accrued interest at end of current period (Lines 1+2+3+4+5+6-7-8+9-10)
12. Total valuation allowance
13. Subtotal (Line 11 plus Line 12)
14. Deduct total nonadmitted amounts
15. Statement value of mortgages owned at end of current period (Line 13 minus Line 14)

NONE

SCHEDULE BA - VERIFICATION BETWEEN YEARS

Other Long-Term Invested Assets

1.	Book/adjusted carrying value, December 31 of prior year	
2.	Cost of acquired:	
	2.1 Actual cost at time of acquisition (Part 2, Column 8)	
	2.2 Additional investment made after acquisition (Part 2, Column 9)	
3.	Capitalized deferred interest and other:	
	3.1 Totals, Part 1, Column 16	
	3.2 Totals, Part 3, Column 12	
4.	Accrual of discount	
5.	Unrealized valuation increase/(decrease):	
	5.1 Totals, Part 1, Column 13	
	5.2 Totals, Part 3, Column 9	
6.	Total gain (loss) on disposals, Part 3, Column 19	
7.	Deduct amounts received on disposals, Part 3, Column 16	
8.	Deduct amortization of premium and depreciation	
9.	Total foreign exchange change in book/adjusted carrying value:	
	9.1 Totals, Part 1, Column 17	
	9.2 Totals, Part 3, Column 14	
10.	Deduct current year's other-than-temporary impairment recognized:	
	10.1 Totals, Part 1, Column 15	
	10.2 Totals, Part 3, Column 11	
11.	Book/adjusted carrying value at end of current period (Lines 1+2+3+4+5+6-7-8+9-10)	
12.	Deduct total nonadmitted amounts	
13.	Statement value at end of current period (Line 11 minus Line 12)	

NONE

SCHEDULE D - VERIFICATION BETWEEN YEARS

Bonds and Stocks

1.	Book/adjusted carrying value, December 31 of prior year	11,162,664
2.	Cost of bonds and stocks acquired, Part 3, Column 7	
3.	Accrual of discount	19,777
4.	Unrealized valuation increase/(decrease):	
	4.1. Part 1, Column 12	
	4.2. Part 2, Section 1, Column 15	
	4.3. Part 2, Section 2, Column 13	
	4.4. Part 4, Column 11	
5.	Total gain (loss) on disposals, Part 4, Column 19	
6.	Deduction consideration for bonds and stocks disposed of, Part 4, Column 7	125,000
7.	Deduct amortization of premium	879
8.	Total foreign exchange change in book/adjusted carrying value:	
	8.1. Part 1, Column 15	
	8.2. Part 2, Section 1, Column 19	
	8.3. Part 2, Section 2, Column 16	
	8.4. Part 4, Column 15	
9.	Deduct current year's other-than-temporary impairment recognized:	
	9.1. Part 1, Column 14	
	9.2. Part 2, Section 1, Column 17	
	9.3. Part 2, Section 2, Column 14	
	9.4. Part 4, Column 13	
10.	Total investment income recognized as a result of prepayment penalties and/or acceleration fees, Note 5Q, Line 2	
11.	Book/adjusted carrying value at end of current period (Lines 1+2+3+4+5-6-7+8-9+10)	11,056,563
12.	Deduct total nonadmitted amounts	
13.	Statement value at end of current period (Line 11 minus Line 12)	11,056,563

SCHEDULE D - SUMMARY BY COUNTRY

Long-Term Bonds and Stocks OWNED December 31 of Current Year

		1 Book/Adjusted Carrying Value	2 Fair Value	3 Actual Cost	4 Par Value of Bonds
Description					
BONDS					
Governments (Including all obligations guaranteed by governments)	1. United States	11,056,562	10,203,453	10,984,088	11,210,000
	2. Canada	0	0	0	0
	3. Other Countries	0	0	0	0
	4. Totals	11,056,562	10,203,453	10,984,088	11,210,000
U.S. States, Territories and Possessions (Direct and guaranteed)	5. Totals				
U.S. Political Subdivisions of States, Territories and Possessions (Direct and guaranteed)	6. Totals				
U.S. Special Revenue and Special Assessment Obligations and all Non- Guaranteed Obligations of Agencies and Authorities of Governments and their Political Subdivisions	7. Totals				
Industrial and Miscellaneous, SVO Identified Funds, Unaffiliated Bank Loans, Unaffiliated Certificates of Deposit and Hybrid Securities (unaffiliated)	8. United States	0	0	0	0
	9. Canada	0	0	0	0
	10. Other Countries	0	0	0	0
	11. Totals				
Parent, Subsidiaries and Affiliates	12. Totals				
	13. Total Bonds	11,056,562	10,203,453	10,984,088	11,210,000
PREFERRED STOCKS					
Industrial and Miscellaneous (unaffiliated)	14. United States	0	0	0	
	15. Canada	0	0	0	
	16. Other Countries	0	0	0	
	17. Totals				
Parent, Subsidiaries and Affiliates	18. Totals				
	19. Total Preferred Stocks				
COMMON STOCKS					
Industrial and Miscellaneous (unaffiliated), Mutual Funds, Unit Investment Trusts, Closed-End Funds and Exchange Traded Funds	20. United States	0	0	0	
	21. Canada	0	0	0	
	22. Other Countries	0	0	0	
	23. Totals				
Parent, Subsidiaries and Affiliates	24. Totals				
	25. Total Common Stocks				
	26. Total Stocks				
	27. Total Bonds and Stocks	11,056,562	10,203,453	10,984,088	

ANNUAL STATEMENT FOR THE YEAR 2024 OF THE Talcott Resolution International Life Reassurance Corporation

SCHEDULE D - PART 1A - SECTION 1

Quality and Maturity Distribution of All Bonds Owned December 31, at Book/Adjusted Carrying Values by Major Types of Issues and NAIC Designations

NAIC Designation	1 1 Year or Less	2 Over 1 Year Through 5 Years	3 Over 5 Years Through 10 Years	4 Over 10 Years Through 20 Years	5 Over 20 Years	6 No Maturity Date	7 Total Current Year	8 Col. 7 as a % of Line 12.7	9 Total from Col. 7 Prior Year	10 % From Col. 8 Prior Year	11 Total Publicly Traded	12 Total Privately Placed (a)
1. U.S. Governments												
1.1 NAIC 1	0	5,425,290	0	5,631,271	0	XXX	11,056,562	100.0	11,162,662	100.0	11,056,562	0
1.2 NAIC 2	0	0	0	0	0	XXX	0	0.0	0	0.0	0	0
1.3 NAIC 3	0	0	0	0	0	XXX	0	0.0	0	0.0	0	0
1.4 NAIC 4	0	0	0	0	0	XXX	0	0.0	0	0.0	0	0
1.5 NAIC 5	0	0	0	0	0	XXX	0	0.0	0	0.0	0	0
1.6 NAIC 6	0	0	0	0	0	XXX	0	0.0	0	0.0	0	0
1.7 Totals	0	5,425,290	0	5,631,271	0	XXX	11,056,562	100.0	11,162,662	100.0	11,056,562	0
2. All Other Governments												
2.1 NAIC 1	0	0	0	0	0	XXX	0	0.0	0	0.0	0	0
2.2 NAIC 2	0	0	0	0	0	XXX	0	0.0	0	0.0	0	0
2.3 NAIC 3	0	0	0	0	0	XXX	0	0.0	0	0.0	0	0
2.4 NAIC 4	0	0	0	0	0	XXX	0	0.0	0	0.0	0	0
2.5 NAIC 5	0	0	0	0	0	XXX	0	0.0	0	0.0	0	0
2.6 NAIC 6	0	0	0	0	0	XXX	0	0.0	0	0.0	0	0
2.7 Totals						XXX						
3. U.S. States, Territories and Possessions etc., Guaranteed												
3.1 NAIC 1	0	0	0	0	0	XXX	0	0.0	0	0.0	0	0
3.2 NAIC 2	0	0	0	0	0	XXX	0	0.0	0	0.0	0	0
3.3 NAIC 3	0	0	0	0	0	XXX	0	0.0	0	0.0	0	0
3.4 NAIC 4	0	0	0	0	0	XXX	0	0.0	0	0.0	0	0
3.5 NAIC 5	0	0	0	0	0	XXX	0	0.0	0	0.0	0	0
3.6 NAIC 6	0	0	0	0	0	XXX	0	0.0	0	0.0	0	0
3.7 Totals						XXX						
4. U.S. Political Subdivisions of States, Territories and Possessions, Guaranteed												
4.1 NAIC 1	0	0	0	0	0	XXX	0	0.0	0	0.0	0	0
4.2 NAIC 2	0	0	0	0	0	XXX	0	0.0	0	0.0	0	0
4.3 NAIC 3	0	0	0	0	0	XXX	0	0.0	0	0.0	0	0
4.4 NAIC 4	0	0	0	0	0	XXX	0	0.0	0	0.0	0	0
4.5 NAIC 5	0	0	0	0	0	XXX	0	0.0	0	0.0	0	0
4.6 NAIC 6	0	0	0	0	0	XXX	0	0.0	0	0.0	0	0
4.7 Totals						XXX						
5. U.S. Special Revenue & Special Assessment Obligations, etc., Non-Guaranteed												
5.1 NAIC 1	0	0	0	0	0	XXX	0	0.0	0	0.0	0	0
5.2 NAIC 2	0	0	0	0	0	XXX	0	0.0	0	0.0	0	0
5.3 NAIC 3	0	0	0	0	0	XXX	0	0.0	0	0.0	0	0
5.4 NAIC 4	0	0	0	0	0	XXX	0	0.0	0	0.0	0	0
5.5 NAIC 5	0	0	0	0	0	XXX	0	0.0	0	0.0	0	0
5.6 NAIC 6	0	0	0	0	0	XXX	0	0.0	0	0.0	0	0
5.7 Totals						XXX						

ANNUAL STATEMENT FOR THE YEAR 2024 OF THE Talcott Resolution International Life Reassurance Corporation

SCHEDULE D - PART 1A - SECTION 1 (Continued)

Quality and Maturity Distribution of All Bonds Owned December 31, at Book/Adjusted Carrying Values by Major Types of Issues and NAIC Designations

NAIC Designation	1 1 Year or Less	2 Over 1 Year Through 5 Years	3 Over 5 Years Through 10 Years	4 Over 10 Years Through 20 Years	5 Over 20 Years	6 No Maturity Date	7 Total Current Year	8 Col. 7 as a % of Line 12.7	9 Total from Col. 7 Prior Year	10 % From Col. 8 Prior Year	11 Total Publicly Traded	12 Total Privately Placed (a)
6. Industrial & Miscellaneous (Unaffiliated)												
6.1 NAIC 1	0	0	0	0	0	XXX	0	0.0		0.0	0	0
6.2 NAIC 2	0	0	0	0	0	XXX	0	0.0		0.0	0	0
6.3 NAIC 3	0	0	0	0	0	XXX	0	0.0		0.0	0	0
6.4 NAIC 4	0	0	0	0	0	XXX	0	0.0		0.0	0	0
6.5 NAIC 5	0	0	0	0	0	XXX	0	0.0		0.0	0	0
6.6 NAIC 6	0	0	0	0	0	XXX	0	0.0		0.0	0	0
6.7 Totals						XXX						
7. Hybrid Securities												
7.1 NAIC 1	0	0	0	0	0	XXX	0	0.0		0.0	0	0
7.2 NAIC 2	0	0	0	0	0	XXX	0	0.0		0.0	0	0
7.3 NAIC 3	0	0	0	0	0	XXX	0	0.0		0.0	0	0
7.4 NAIC 4	0	0	0	0	0	XXX	0	0.0		0.0	0	0
7.5 NAIC 5	0	0	0	0	0	XXX	0	0.0		0.0	0	0
7.6 NAIC 6	0	0	0	0	0	XXX	0	0.0		0.0	0	0
7.7 Totals						XXX						
8. Parent, Subsidiaries and Affiliates												
8.1 NAIC 1	0	0	0	0	0	XXX	0	0.0		0.0	0	0
8.2 NAIC 2	0	0	0	0	0	XXX	0	0.0		0.0	0	0
8.3 NAIC 3	0	0	0	0	0	XXX	0	0.0		0.0	0	0
8.4 NAIC 4	0	0	0	0	0	XXX	0	0.0		0.0	0	0
8.5 NAIC 5	0	0	0	0	0	XXX	0	0.0		0.0	0	0
8.6 NAIC 6	0	0	0	0	0	XXX	0	0.0		0.0	0	0
8.7 Totals						XXX						
9. SVO Identified Funds												
9.1 NAIC 1	XXX	XXX	XXX	XXX	XXX	0	0	0.0		0.0	0	0
9.2 NAIC 2	XXX	XXX	XXX	XXX	XXX	0	0	0.0		0.0	0	0
9.3 NAIC 3	XXX	XXX	XXX	XXX	XXX	0	0	0.0		0.0	0	0
9.4 NAIC 4	XXX	XXX	XXX	XXX	XXX	0	0	0.0		0.0	0	0
9.5 NAIC 5	XXX	XXX	XXX	XXX	XXX	0	0	0.0		0.0	0	0
9.6 NAIC 6	XXX	XXX	XXX	XXX	XXX	0	0	0.0		0.0	0	0
9.7 Totals	XXX	XXX	XXX	XXX	XXX							
10. Unaffiliated Bank Loans												
10.1 NAIC 1	0	0	0	0	0	XXX	0	0.0		0.0	0	0
10.2 NAIC 2	0	0	0	0	0	XXX	0	0.0		0.0	0	0
10.3 NAIC 3	0	0	0	0	0	XXX	0	0.0		0.0	0	0
10.4 NAIC 4	0	0	0	0	0	XXX	0	0.0		0.0	0	0
10.5 NAIC 5	0	0	0	0	0	XXX	0	0.0		0.0	0	0
10.6 NAIC 6	0	0	0	0	0	XXX	0	0.0		0.0	0	0
10.7 Totals						XXX						
11. Unaffiliated Certificates of Deposit												
11.1 NAIC 1	0	0	0	0	0	XXX	0	0.0		0.0	0	0
11.2 NAIC 2	0	0	0	0	0	XXX	0	0.0		0.0	0	0
11.3 NAIC 3	0	0	0	0	0	XXX	0	0.0		0.0	0	0
11.4 NAIC 4	0	0	0	0	0	XXX	0	0.0		0.0	0	0
11.5 NAIC 5	0	0	0	0	0	XXX	0	0.0		0.0	0	0
11.6 NAIC 6	0	0	0	0	0	XXX	0	0.0		0.0	0	0
11.7 Totals						XXX						

9015

ANNUAL STATEMENT FOR THE YEAR 2024 OF THE Talcott Resolution International Life Reassurance Corporation

SCHEDULE D - PART 1A - SECTION 1 (Continued)

Quality and Maturity Distribution of All Bonds Owned December 31, at Book/Adjusted Carrying Values by Major Types of Issues and NAIC Designations

NAIC Designation	1 1 Year or Less	2 Over 1 Year Through 5 Years	3 Over 5 Years Through 10 Years	4 Over 10 Years Through 20 Years	5 Over 20 Years	6 No Maturity Date	7 Total Current Year	8 Col. 7 as a % of Line 12.7	9 Total from Col. 7 Prior Year	10 % From Col. 8 Prior Year	11 Total Publicly Traded	12 Total Privately Placed (a)
12. Total Bonds Current Year												
12.1 NAIC 1	0	5,425,290	0	5,631,271	0	0	11,056,562	100.0	XXX	XXX	11,056,562	0
12.2 NAIC 2	(d)								XXX	XXX		
12.3 NAIC 3	(d)								XXX	XXX		
12.4 NAIC 4	(d)								XXX	XXX		
12.5 NAIC 5	(d)								XXX	XXX		
12.6 NAIC 6	(d)						(c)		XXX	XXX		
12.7 Totals	0	5,425,290	0	5,631,271	0	0	(b) 11,056,562	100.0	XXX	XXX	11,056,562	0
12.8 Line 12.7 as a % of Col. 7	0.0	49.1	0.0	50.9	0.0	0.0	100.0	XXX	XXX	XXX	100.0	0.0
13. Total Bonds Prior Year												
13.1 NAIC 1	125,009	5,411,939	0	5,625,714	0	0	XXX	XXX	11,162,662	100.0	11,162,662	0
13.2 NAIC 2							XXX	XXX				
13.3 NAIC 3							XXX	XXX				
13.4 NAIC 4							XXX	XXX				
13.5 NAIC 5							XXX	XXX	(c)			
13.6 NAIC 6							XXX	XXX	(c)			
13.7 Totals	125,009	5,411,939	0	5,625,714	0	0	XXX	XXX	(b) 11,162,662	100.0	11,162,662	0
13.8 Line 13.7 as a % of Col. 9	1.1	48.5	0.0	50.4	0.0	0.0	XXX	XXX	100.0	XXX	100.0	0.0
14. Total Publicly Traded Bonds												
14.1 NAIC 1	0	5,425,290	0	5,631,271	0	0	11,056,562	100.0	11,162,662	100.0	11,056,562	XXX
14.2 NAIC 2	0	0	0	0	0	0	0	0.0	0	0.0	0	XXX
14.3 NAIC 3	0	0	0	0	0	0	0	0.0	0	0.0	0	XXX
14.4 NAIC 4	0	0	0	0	0	0	0	0.0	0	0.0	0	XXX
14.5 NAIC 5	0	0	0	0	0	0	0	0.0	0	0.0	0	XXX
14.6 NAIC 6	0	0	0	0	0	0	0	0.0	0	0.0	0	XXX
14.7 Totals	0	5,425,290	0	5,631,271	0	0	11,056,562	100.0	11,162,662	100.0	11,056,562	XXX
14.8 Line 14.7 as a % of Col. 7	0.0	49.1	0.0	50.9	0.0	0.0	100.0	XXX	XXX	XXX	100.0	XXX
14.9 Line 14.7 as a % of Line 12.7, Col. 7, Section 12	0.0	49.1	0.0	50.9	0.0	0.0	100.0	XXX	XXX	XXX	100.0	XXX
15. Total Privately Placed Bonds												
15.1 NAIC 1											XXX	
15.2 NAIC 2											XXX	
15.3 NAIC 3											XXX	
15.4 NAIC 4											XXX	
15.5 NAIC 5											XXX	
15.6 NAIC 6											XXX	
15.7 Totals											XXX	
15.8 Line 15.7 as a % of Col. 7									XXX	XXX	XXX	
15.9 Line 15.7 as a % of Line 12.7, Col. 7, Section 12									XXX	XXX	XXX	

(a) Includes \$0 freely tradable under SEC Rule 144 or qualified for resale under SEC Rule 144A.
 (b) Includes \$0 current year of bonds with Z designations and \$ prior year of bonds with Z designations. The letter "Z" means the NAIC designation was not assigned by the Securities Valuation Office (SVO) at the date of the statement.
 (c) Includes \$0 current year, \$ prior year of bonds with 5GI designations and \$0 current year, \$ prior year of bonds with 6* designations. "5GI" means the NAIC designation was assigned by the (SVO) in reliance on the insurer's certification that the issuer is current in all principal and interest payments. "6*" means the NAIC designation was assigned by the SVO due to inadequate certification of principal and interest payments.
 (d) Includes the following amount of short-term and cash equivalent bonds by NAIC designation: NAIC 1 \$0 ; NAIC 2 \$0 ; NAIC 3 \$0 ; NAIC 4 \$0 ; NAIC 5 \$0 ; NAIC 6 \$0

S107

ANNUAL STATEMENT FOR THE YEAR 2024 OF THE Talcott Resolution International Life Reassurance Corporation

SCHEDULE D - PART 1A - SECTION 2

Maturity Distribution of All Bonds Owned December 31, at Book/Adjusted Carrying Values by Major Type and Subtype of Issues

Distribution by Type	1 1 Year or Less	2 Over 1 Year Through 5 Years	3 Over 5 Years Through 10 Years	4 Over 10 Years Through 20 Years	5 Over 20 Years	6 No Maturity Date	7 Total Current Year	8 Col. 7 as a % of Line 12.09	9 Total from Col. 7 Prior Year	10 % From Col. 8 Prior Year	11 Total Publicly Traded	12 Total Privately Placed
1. U.S. Governments												
1.01 Issuer Obligations	0	5,425,290	0	5,631,271	0	XXX	11,056,562	100.0	11,162,662	100.0	11,056,562	0
1.02 Residential Mortgage-Backed Securities	0	0	0	0	0	XXX	0	0.0	0	0.0	0	0
1.03 Commercial Mortgage-Backed Securities	0	0	0	0	0	XXX	0	0.0	0	0.0	0	0
1.04 Other Loan-Backed and Structured Securities ...	0	0	0	0	0	XXX	0	0.0	0	0.0	0	0
1.05 Totals	0	5,425,290	0	5,631,271	0	XXX	11,056,562	100.0	11,162,662	100.0	11,056,562	0
2. All Other Governments												
2.01 Issuer Obligations	0	0	0	0	0	XXX	0	0.0	0	0.0	0	0
2.02 Residential Mortgage-Backed Securities	0	0	0	0	0	XXX	0	0.0	0	0.0	0	0
2.03 Commercial Mortgage-Backed Securities	0	0	0	0	0	XXX	0	0.0	0	0.0	0	0
2.04 Other Loan-Backed and Structured Securities ...	0	0	0	0	0	XXX	0	0.0	0	0.0	0	0
2.05 Totals						XXX						
3. U.S. States, Territories and Possessions, Guaranteed												
3.01 Issuer Obligations	0	0	0	0	0	XXX	0	0.0	0	0.0	0	0
3.02 Residential Mortgage-Backed Securities	0	0	0	0	0	XXX	0	0.0	0	0.0	0	0
3.03 Commercial Mortgage-Backed Securities	0	0	0	0	0	XXX	0	0.0	0	0.0	0	0
3.04 Other Loan-Backed and Structured Securities ...	0	0	0	0	0	XXX	0	0.0	0	0.0	0	0
3.05 Totals						XXX						
4. U.S. Political Subdivisions of States, Territories and Possessions, Guaranteed												
4.01 Issuer Obligations	0	0	0	0	0	XXX	0	0.0	0	0.0	0	0
4.02 Residential Mortgage-Backed Securities	0	0	0	0	0	XXX	0	0.0	0	0.0	0	0
4.03 Commercial Mortgage-Backed Securities	0	0	0	0	0	XXX	0	0.0	0	0.0	0	0
4.04 Other Loan-Backed and Structured Securities ...	0	0	0	0	0	XXX	0	0.0	0	0.0	0	0
4.05 Totals						XXX						
5. U.S. Special Revenue & Special Assessment Obligations etc., Non-Guaranteed												
5.01 Issuer Obligations	0	0	0	0	0	XXX	0	0.0	0	0.0	0	0
5.02 Residential Mortgage-Backed Securities	0	0	0	0	0	XXX	0	0.0	0	0.0	0	0
5.03 Commercial Mortgage-Backed Securities	0	0	0	0	0	XXX	0	0.0	0	0.0	0	0
5.04 Other Loan-Backed and Structured Securities ...	0	0	0	0	0	XXX	0	0.0	0	0.0	0	0
5.05 Totals						XXX						
6. Industrial and Miscellaneous												
6.01 Issuer Obligations	0	0	0	0	0	XXX	0	0.0	0	0.0	0	0
6.02 Residential Mortgage-Backed Securities	0	0	0	0	0	XXX	0	0.0	0	0.0	0	0
6.03 Commercial Mortgage-Backed Securities	0	0	0	0	0	XXX	0	0.0	0	0.0	0	0
6.04 Other Loan-Backed and Structured Securities ...	0	0	0	0	0	XXX	0	0.0	0	0.0	0	0
6.05 Totals						XXX						
7. Hybrid Securities												
7.01 Issuer Obligations	0	0	0	0	0	XXX	0	0.0	0	0.0	0	0
7.02 Residential Mortgage-Backed Securities	0	0	0	0	0	XXX	0	0.0	0	0.0	0	0
7.03 Commercial Mortgage-Backed Securities	0	0	0	0	0	XXX	0	0.0	0	0.0	0	0
7.04 Other Loan-Backed and Structured Securities ...	0	0	0	0	0	XXX	0	0.0	0	0.0	0	0
7.05 Totals						XXX						
8. Parent, Subsidiaries and Affiliates												
8.01 Issuer Obligations	0	0	0	0	0	XXX	0	0.0	0	0.0	0	0
8.02 Residential Mortgage-Backed Securities	0	0	0	0	0	XXX	0	0.0	0	0.0	0	0
8.03 Commercial Mortgage-Backed Securities	0	0	0	0	0	XXX	0	0.0	0	0.0	0	0
8.04 Other Loan-Backed and Structured Securities ...	0	0	0	0	0	XXX	0	0.0	0	0.0	0	0
8.05 Affiliated Bank Loans - Issued	0	0	0	0	0	XXX	0	0.0	0	0.0	0	0
8.06 Affiliated Bank Loans - Acquired	0	0	0	0	0	XXX	0	0.0	0	0.0	0	0
8.07 Totals						XXX						

ANNUAL STATEMENT FOR THE YEAR 2024 OF THE Talcott Resolution International Life Reassurance Corporation

SCHEDULE D - PART 1A - SECTION 2 (Continued)

Maturity Distribution of All Bonds Owned December 31, at Book/Adjusted Carrying Values by Major Type and Subtype of Issues

Distribution by Type	1 1 Year or Less	2 Over 1 Year Through 5 Years	3 Over 5 Years Through 10 Years	4 Over 10 Years Through 20 Years	5 Over 20 Years	6 No Maturity Date	7 Total Current Year	8 Col. 7 as a % of Line 12.09	9 Total from Col. 7 Prior Year	10 % From Col. 8 Prior Year	11 Total Publicly Traded	12 Total Privately Placed
9. SVO Identified Funds												
9.01 Exchange Traded Funds Identified by the SVO	XXX	XXX	XXX	XXX	XXX	0	0	0.0		0.0	0	0
10. Unaffiliated Bank Loans												
10.01 Unaffiliated Bank Loans - Issued	0	0	0	0	0	XXX	0	0.0		0.0	0	0
10.02 Unaffiliated Bank Loans - Acquired	0	0	0	0	0	XXX	0	0.0		0.0	0	0
10.03 Totals						XXX						
11. Unaffiliated Certificates of Deposit												
11.01 Totals	0	0	0	0	0	XXX	0	0.0		0.0	0	0
12. Total Bonds Current Year												
12.01 Issuer Obligations	0	5,425,290	0	5,631,271	0	XXX	11,056,562	100.0	XXX	XXX	11,056,562	0
12.02 Residential Mortgage-Backed Securities						XXX			XXX	XXX		
12.03 Commercial Mortgage-Backed Securities						XXX			XXX	XXX		
12.04 Other Loan-Backed and Structured Securities						XXX			XXX	XXX		
12.05 SVO Identified Funds	XXX	XXX	XXX	XXX	XXX				XXX	XXX		
12.06 Affiliated Bank Loans						XXX			XXX	XXX		
12.07 Unaffiliated Bank Loans						XXX			XXX	XXX		
12.08 Unaffiliated Certificates of Deposit						XXX			XXX	XXX		
12.09 Totals	0	5,425,290	0	5,631,271	0	0	11,056,562	100.0	XXX	XXX	11,056,562	0
12.10 Line 12.09 as a % of Col. 7	0.0	49.1	0.0	50.9	0.0	0.0	100.0	XXX	XXX	XXX	100.0	0.0
13. Total Bonds Prior Year												
13.01 Issuer Obligations	125,009	5,411,939	0	5,625,714	0	XXX	XXX	XXX	11,162,662	100.0	11,162,662	0
13.02 Residential Mortgage-Backed Securities						XXX	XXX	XXX				
13.03 Commercial Mortgage-Backed Securities						XXX	XXX	XXX				
13.04 Other Loan-Backed and Structured Securities						XXX	XXX	XXX				
13.05 SVO Identified Funds	XXX	XXX	XXX	XXX	XXX		XXX	XXX				
13.06 Affiliated Bank Loans						XXX	XXX	XXX				
13.07 Unaffiliated Bank Loans						XXX	XXX	XXX				
13.08 Unaffiliated Certificates of Deposit						XXX	XXX	XXX				
13.09 Totals	125,009	5,411,939	0	5,625,714	0	0	XXX	XXX	11,162,662	100.0	11,162,662	0
13.10 Line 13.09 as a % of Col. 9	1.1	48.5	0.0	50.4	0.0	0.0	XXX	XXX	100.0	XXX	100.0	0.0
14. Total Publicly Traded Bonds												
14.01 Issuer Obligations	0	5,425,290	0	5,631,271	0	XXX	11,056,562	100.0	11,162,662	100.0	11,056,562	XXX
14.02 Residential Mortgage-Backed Securities	0	0	0	0	0	XXX	0	0.0	0	0.0	0	XXX
14.03 Commercial Mortgage-Backed Securities	0	0	0	0	0	XXX	0	0.0	0	0.0	0	XXX
14.04 Other Loan-Backed and Structured Securities	0	0	0	0	0	XXX	0	0.0	0	0.0	0	XXX
14.05 SVO Identified Funds	XXX	XXX	XXX	XXX	XXX	0	0	0.0	0	0.0	0	XXX
14.06 Affiliated Bank Loans	0	0	0	0	0	XXX	0	0.0	0	0.0	0	XXX
14.07 Unaffiliated Bank Loans	0	0	0	0	0	XXX	0	0.0	0	0.0	0	XXX
14.08 Unaffiliated Certificates of Deposit	0	0	0	0	0	XXX	0	0.0	0	0.0	0	XXX
14.09 Totals	0	5,425,290	0	5,631,271	0	0	11,056,562	100.0	11,162,662	100.0	11,056,562	XXX
14.10 Line 14.09 as a % of Col. 7	0.0	49.1	0.0	50.9	0.0	0.0	100.0	XXX	XXX	XXX	100.0	XXX
14.11 Line 14.09 as a % of Line 12.09, Col. 7, Section 12	0.0	49.1	0.0	50.9	0.0	0.0	100.0	XXX	XXX	XXX	100.0	XXX
15. Total Privately Placed Bonds												
15.01 Issuer Obligations						XXX					XXX	
15.02 Residential Mortgage-Backed Securities						XXX					XXX	
15.03 Commercial Mortgage-Backed Securities						XXX					XXX	
15.04 Other Loan-Backed and Structured Securities						XXX					XXX	
15.05 SVO Identified Funds	XXX	XXX	XXX	XXX	XXX						XXX	
15.06 Affiliated Bank Loans						XXX					XXX	
15.07 Unaffiliated Bank Loans						XXX					XXX	
15.08 Unaffiliated Certificates of Deposit						XXX					XXX	
15.09 Totals											XXX	
15.10 Line 15.09 as a % of Col. 7									XXX	XXX	XXX	
15.11 Line 15.09 as a % of Line 12.09, Col. 7, Section 12									XXX	XXX	XXX	

6015

Schedule DA - Verification - Short-Term Investments

N O N E

Schedule DB - Part A - Verification - Options, Caps, Floors, Collars, Swaps and Forwards

N O N E

Schedule DB - Part B - Verification - Futures Contracts

N O N E

Schedule DB - Part C - Section 1 - Replication (Synthetic Asset) Transactions (RSATs) Open

N O N E

Schedule DB-Part C-Section 2-Reconciliation of Replication (Synthetic Asset) Transactions Open

N O N E

Schedule DB - Verification - Book/Adjusted Carrying Value, Fair Value and Potential Exposure of
Derivatives

N O N E

SCHEDULE E - PART 2 - VERIFICATION BETWEEN YEARS

(Cash Equivalents)

	1 Total	2 Bonds	3 Money Market Mutual funds	4 Other (a)
1. Book/adjusted carrying value, December 31 of prior year	1,101,892	0	1,101,892	0
2. Cost of cash equivalents acquired	250,869	0	250,869	0
3. Accrual of discount	0	0	0	0
4. Unrealized valuation increase/(decrease)	0	0	0	0
5. Total gain (loss) on disposals	0	0	0	0
6. Deduct consideration received on disposals	0	0	0	0
7. Deduct amortization of premium	0	0	0	0
8. Total foreign exchange change in book/adjusted carrying value	0	0	0	0
9. Deduct current year's other-than-temporary impairment recognized	0	0	0	0
10. Book/adjusted carrying value at end of current period (Lines 1+2+3+4+5-6-7+8-9)	1,352,761	0	1,352,761	0
11. Deduct total nonadmitted amounts	0	0	0	0
12. Statement value at end of current period (Line 10 minus Line 11)	1,352,761	0	1,352,761	0

(a) Indicate the category of such investments, for example, joint ventures, transportation equipment:

Schedule A - Part 1 - Real Estate Owned

NONE

Schedule A - Part 2 - Real Estate Acquired and Additions Made

NONE

Schedule A - Part 3 - Real Estate Disposed

NONE

Schedule B - Part 1 - Mortgage Loans Owned

NONE

Schedule B - Part 2 - Mortgage Loans Acquired and Additions Made

NONE

Schedule B - Part 3 - Mortgage Loans Disposed, Transferred or Repaid

NONE

Schedule BA - Part 1 - Other Long-Term Invested Assets Owned

NONE

Schedule BA - Part 2 - Other Long-Term Invested Assets Acquired and Additions Made

NONE

Schedule BA - Part 3 - Other Long-Term Invested Assets Disposed, Transferred or Repaid

NONE

ANNUAL STATEMENT FOR THE YEAR 2024 OF THE Talcott Resolution International Life Reassurance Corporation

SCHEDULE D - PART 1

Showing All Long-Term BONDS Owned December 31 of Current Year

1 CUSIP Identification	2 Description	Codes			6 NAIC Designation, NAIC Designation Modifier and SVO Administrative Symbol	7 Actual Cost	Fair Value		10 Par Value	11 Book/ Adjusted Carrying Value	Change in Book/Adjusted Carrying Value				Interest					Dates	
		3 C o d e	4 F o r e i g n	5 B o n d C h a r			8 R a t e U s e d t o O b t a i n F a i r V a l u e	9 F a i r V a l u e			12 U n r e a l i z e d V a l u e I n c r e a s e/ (D e c r e a s e)	13 C u r r e n t Y e a r ' (A m o r t i z a t i o n)/ A c c r e t i o n	14 C u r r e n t Y e a r ' O t h e r - T h a n - T e m p o r a r y I m p a i r m e n t R e c o g n i z e d	15 T o t a l F o r e i g n E x c h a n g e i n B o o k/ A d j u s t e d C a r r y i n g V a l u e	16 R a t e o f	17 E f f e c t i v e R a t e o f	18 W h e n P a i d	19 A d m i t t e d A m o u n t D u e a n d A c c r u e d	20 A m o u n t R e c e i v e d D u r i n g Y e a r	21 A c q u i r e d	22 S t a t e d C o n t r a c t u a l M a t u r i t y D a t e
912810-QK-7	UNITED STATES TREASURY	SD			1.A	1,044,498	89,9863	913,361	1,015,000	1,034,400	0	(870)	0	0	3.875	3.713	FA	14,856	39,331	10/06/2010	08/15/2040
912810-QU-5	UNITED STATES TREASURY	SD			1.A	4,529,826	80,2264	3,806,744	4,745,000	4,596,872	0	6,427	0	0	3.125	3.366	FA	56,008	148,281	03/14/2012	02/15/2042
91282C-JC-6	UNITED STATES TREASURY	SD			1.A	148,893	100,6119	150,918	150,000	149,320	0	367	0	0	4.625	4.893	AO	1,487	6,938	10/31/2023	10/15/2026
91282C-JC-6	UNITED STATES TREASURY	SD			1.A	5,260,871	100,6119	5,332,431	5,300,000	5,275,970	0	12,983	0	0	4.625	4.893	AO	52,527	245,638	10/31/2023	10/15/2026
0019999999	Subtotal - Bonds - U.S. Governments - Issuer Obligations					10,984,088	XXX	10,203,453	11,210,000	11,056,562	0	18,908	0	0	XXX	XXX	XXX	124,878	440,188	XXX	XXX
0109999999	Total - U.S. Government Bonds					10,984,088	XXX	10,203,453	11,210,000	11,056,562	0	18,908	0	0	XXX	XXX	XXX	124,878	440,188	XXX	XXX
0309999999	Total - All Other Government Bonds					0	XXX	0	0	0	0	0	0	0	XXX	XXX	XXX	0	0	XXX	XXX
0509999999	Total - U.S. States, Territories and Possessions Bonds					0	XXX	0	0	0	0	0	0	0	XXX	XXX	XXX	0	0	XXX	XXX
0709999999	Total - U.S. Political Subdivisions Bonds					0	XXX	0	0	0	0	0	0	0	XXX	XXX	XXX	0	0	XXX	XXX
0909999999	Total - U.S. Special Revenues Bonds					0	XXX	0	0	0	0	0	0	0	XXX	XXX	XXX	0	0	XXX	XXX
1109999999	Total - Industrial and Miscellaneous (Unaffiliated) Bonds					0	XXX	0	0	0	0	0	0	0	XXX	XXX	XXX	0	0	XXX	XXX
1309999999	Total - Hybrid Securities					0	XXX	0	0	0	0	0	0	0	XXX	XXX	XXX	0	0	XXX	XXX
1509999999	Total - Parent, Subsidiaries and Affiliates Bonds					0	XXX	0	0	0	0	0	0	0	XXX	XXX	XXX	0	0	XXX	XXX
1909999999	Subtotal - Bonds - Unaffiliated Bank Loans					0	XXX	0	0	0	0	0	0	0	XXX	XXX	XXX	0	0	XXX	XXX
2419999999	Total - Issuer Obligations					10,984,088	XXX	10,203,453	11,210,000	11,056,562	0	18,908	0	0	XXX	XXX	XXX	124,878	440,188	XXX	XXX
2429999999	Total - Residential Mortgage-Backed Securities					0	XXX	0	0	0	0	0	0	0	XXX	XXX	XXX	0	0	XXX	XXX
2439999999	Total - Commercial Mortgage-Backed Securities					0	XXX	0	0	0	0	0	0	0	XXX	XXX	XXX	0	0	XXX	XXX
2449999999	Total - Other Loan-Backed and Structured Securities					0	XXX	0	0	0	0	0	0	0	XXX	XXX	XXX	0	0	XXX	XXX
2459999999	Total - SVO Identified Funds					0	XXX	0	0	0	0	0	0	0	XXX	XXX	XXX	0	0	XXX	XXX
2469999999	Total - Affiliated Bank Loans					0	XXX	0	0	0	0	0	0	0	XXX	XXX	XXX	0	0	XXX	XXX
2479999999	Total - Unaffiliated Bank Loans					0	XXX	0	0	0	0	0	0	0	XXX	XXX	XXX	0	0	XXX	XXX
2489999999	Total - Unaffiliated Certificates of Deposit					0	XXX	0	0	0	0	0	0	0	XXX	XXX	XXX	0	0	XXX	XXX
2509999999	Total Bonds					10,984,088	XXX	10,203,453	11,210,000	11,056,562	0	18,908	0	0	XXX	XXX	XXX	124,878	440,188	XXX	XXX

1. Line Book/Adjusted Carrying Value by NAIC Designation Category Footnote:
 Number
 1A 1A ..\$11,056,562 1B ..\$0 1C ..\$0 1D ..\$0 1E ..\$0 1F ..\$0 1G ..\$0
 1B 2A ..\$0 2B ..\$0 2C ..\$0
 1C 3A ..\$0 3B ..\$0 3C ..\$0
 1D 4A ..\$0 4B ..\$0 4C ..\$0
 1E 5A ..\$0 5B ..\$0 5C ..\$0
 1F 6\$0

E10

Schedule D - Part 2 - Section 1 - Preferred Stocks Owned

N O N E

Schedule D - Part 2 - Section 2 - Common Stocks Owned

N O N E

Schedule D - Part 3 - Long-Term Bonds and Stocks Acquired

N O N E

ANNUAL STATEMENT FOR THE YEAR 2024 OF THE Talcott Resolution International Life Reassurance Corporation

SCHEDULE D - PART 4

Showing All Long-Term Bonds and Stocks SOLD, REDEEMED or Otherwise DISPOSED OF During Current Year

1 CUSIP Identification	2 Description	3 For- eign	4 Disposal Date	5 Name of Purchaser	6 Number of Shares of Stock	7 Con- sideration	8 Par Value	9 Actual Cost	10 Prior Year Book/ Adjusted Carrying Value	Change In Book/Adjusted Carrying Value					16 Book/ Adjusted Carrying Value at Disposal Date	17 Foreign Exchange Gain (Loss) on Disposal	18 Realized Gain (Loss) on Disposal	19 Total Gain (Loss) on Disposal	20 Bond Interest/ Stock Dividends Received During Year	21 Stated Con- tractual Maturity Date	
										11 Unrealized Valuation Increase/ (Decrease)	12 Current Year's (Amor- tization)/ Accretion	13 Current Year's Other- Than- Temporary Impairment Recognized	14 Total Change in Book/ Adjusted Carrying Value (11+12-13)	15 Total Foreign Exchange Change in Book/ Adjusted Carrying Value							
91282C-EA-5	UNITED STATES TREASURY		02/29/2024	Maturity @ 100.00		125,000	125,000	125,112	125,009	0	(9)	0	(9)	0	125,000	0	0	0	938	02/29/2024	
0109999999. Subtotal - Bonds - U.S. Governments						125,000	125,000	125,112	125,009	0	(9)	0	(9)	0	125,000	0	0	0	938	XXX	
2509999997. Total - Bonds - Part 4						125,000	125,000	125,112	125,009	0	(9)	0	(9)	0	125,000	0	0	0	938	XXX	
2509999998. Total - Bonds - Part 5									0											XXX	
2509999999. Total - Bonds						125,000	125,000	125,112	125,009	0	(9)	0	(9)	0	125,000	0	0	0	938	XXX	
4509999997. Total - Preferred Stocks - Part 4						0	XXX	0	0	0	0	0	0	0	0	0	0	0	0	0	XXX
4509999998. Total - Preferred Stocks - Part 5							XXX		0											XXX	
4509999999. Total - Preferred Stocks						0	XXX	0	0	0	0	0	0	0	0	0	0	0	0	0	XXX
5989999997. Total - Common Stocks - Part 4						0	XXX	0	0	0	0	0	0	0	0	0	0	0	0	0	XXX
5989999998. Total - Common Stocks - Part 5							XXX		0											XXX	
5989999999. Total - Common Stocks						0	XXX	0	0	0	0	0	0	0	0	0	0	0	0	0	XXX
5999999999. Total - Preferred and Common Stocks						0	XXX	0	0	0	0	0	0	0	0	0	0	0	0	0	XXX
6009999999 - Totals						125,000	XXX	125,112	125,009	0	(9)	0	(9)	0	125,000	0	0	0	938	XXX	

Schedule D - Part 5 - Long Term Bonds and Stocks Acquired and Fully Disposed Of

NONE

Schedule D-Part 6-Section 1-Valuation of Shares of Subsidiary, Controlled or Affiliated Companies

NONE

Schedule D - Part 6 - Section 2

NONE

Schedule DA - Part 1 - Short-Term Investments Owned

NONE

Schedule DB - Part A - Section 1 - Options, Caps, Floors, Collars, Swaps and Forwards Open

NONE

Schedule DB - Part A - Section 2 - Options, Caps, Floors, Collars, Swaps and Forwards Terminated

NONE

Schedule DB - Part B - Section 1 - Futures Contracts Open

NONE

Schedule DB - Part B - Section 1B - Brokers with whom cash deposits have been made

NONE

Schedule DB - Part B - Section 2 - Futures Contracts Terminated

NONE

Schedule DB - Part D - Section 1 - Counterparty Exposure for Derivative Instruments Open

NONE

Schedule DB - Part D-Section 2 - Collateral for Derivative Instruments Open - Pledged By

NONE

Schedule DB - Part D-Section 2 - Collateral for Derivative Instruments Open - Pledged To

NONE

Schedule DB - Part E - Derivatives Hedging Variable Annuity Guarantees as of December 31 of
Current Year

NONE

Schedule DL - Part 1 - Reinvested Collateral Assets Owned

NONE

Schedule DL - Part 2 - Reinvested Collateral Assets Owned

N O N E

ANNUAL STATEMENT FOR THE YEAR 2024 OF THE Talcott Resolution International Life Reassurance Corporation

SCHEDULE E - PART 1 - CASH

1	2	3	4	5	6	7
Depository	Code	Rate of Interest	Amount of Interest Received During Year	Amount of Interest Accrued December 31 of Current Year	Balance	*
JP Morgan Chase Bank N.A. New York, NY		0.000	0	0	505,681	XXX
0199998 Deposits in ... 1 depositories which do not exceed the allowable limit in any one depository (See instructions) - open depositories	XXX	XXX	0	0	127,463	XXX
0199999. Totals - Open Depositories	XXX	XXX	0	0	633,145	XXX
0299998 Deposits in ... 0 depositories which do not exceed the allowable limit in any one depository (See instructions) - suspended depositories	XXX	XXX	0	0	0	XXX
0299999. Totals - Suspended Depositories	XXX	XXX	0	0	0	XXX
0399999. Total Cash on Deposit	XXX	XXX	0	0	633,145	XXX
0499999. Cash in Company's Office	XXX	XXX	XXX	XXX	0	XXX
0599999 Total - Cash	XXX	XXX	0	0	633,145	XXX

TOTALS OF DEPOSITORY BALANCES ON THE LAST DAY OF EACH MONTH DURING THE CURRENT YEAR

1. January.....	158,915	4. April.....	1,030,014	7. July.....	230,311	10. October.....	237,872
2. February.....	508,915	5. May.....	293,625	8. August.....	230,311	11. November...	254,694
3. March.....	481,848	6. June.....	241,050	9. September	225,037	12. December	633,145

ANNUAL STATEMENT FOR THE YEAR 2024 OF THE Talcott Resolution International Life Reassurance Corporation

SCHEDULE E - PART 2 - CASH EQUIVALENTS

Show Investments Owned December 31 of Current Year

1 CUSIP	2 Description	3 Code	4 Date Acquired	5 Rate of Interest	6 Maturity Date	7 Book/Adjusted Carrying Value	8 Amount of Interest Due and Accrued	9 Amount Received During Year
0109999999	Total - U.S. Government Bonds					0	0	0
0309999999	Total - All Other Government Bonds					0	0	0
0509999999	Total - U.S. States, Territories and Possessions Bonds					0	0	0
0709999999	Total - U.S. Political Subdivisions Bonds					0	0	0
0909999999	Total - U.S. Special Revenues Bonds					0	0	0
1109999999	Total - Industrial and Miscellaneous (Unaffiliated) Bonds					0	0	0
1309999999	Total - Hybrid Securities					0	0	0
1509999999	Total - Parent, Subsidiaries and Affiliates Bonds					0	0	0
1909999999	Subtotal - Unaffiliated Bank Loans					0	0	0
2419999999	Total - Issuer Obligations					0	0	0
2429999999	Total - Residential Mortgage-Backed Securities					0	0	0
2439999999	Total - Commercial Mortgage-Backed Securities					0	0	0
2449999999	Total - Other Loan-Backed and Structured Securities					0	0	0
2459999999	Total - SVO Identified Funds					0	0	0
2469999999	Total - Affiliated Bank Loans					0	0	0
2479999999	Total - Unaffiliated Bank Loans					0	0	0
2509999999	Total Bonds					0	0	0
481200-67-0	JPMORGAN:US GVT MM CAP		12/31/2024	4.310		1,352,761	0	63,456
8309999999	Subtotal - All Other Money Market Mutual Funds					1,352,761	0	63,456
8609999999	Total Cash Equivalents					1,352,761	0	63,456

E28

1. Line Book/Adjusted Carrying Value by NAIC Designation Category Footnote:
 Number
 1A 1A ..\$0 1B ..\$0 1C ..\$0 1D ..\$0 1E ..\$0 1F ..\$0 1G ..\$0
 1B 2A ..\$0 2B ..\$0 2C ..\$0
 1C 3A ..\$0 3B ..\$0 3C ..\$0
 1D 4A ..\$0 4B ..\$0 4C ..\$0
 1E 5A ..\$0 5B ..\$0 5C ..\$0
 1F 6\$0

SCHEDULE E - PART 3 - SPECIAL DEPOSITS

States, Etc.	1 Type of Deposit	2 Purpose of Deposit	Deposits For the Benefit of All Policyholders		All Other Special Deposits	
			3 Book/Adjusted Carrying Value	4 Fair Value	5 Book/Adjusted Carrying Value	6 Fair Value
1. Alabama	AL		0	0	0	0
2. Alaska	AK		0	0	0	0
3. Arizona	AZ		0	0	0	0
4. Arkansas	AR	B. DEPOSIT	0	0	124,433	125,765
5. California	CA		0	0	0	0
6. Colorado	CO		0	0	0	0
7. Connecticut	CT	B. DEPOSIT	5,514,073	4,616,620	0	0
8. Delaware	DE		0	0	0	0
9. District of Columbia	DC		0	0	0	0
10. Florida	FL		0	0	0	0
11. Georgia	GA		0	0	0	0
12. Hawaii	HI		0	0	0	0
13. Idaho	ID		0	0	0	0
14. Illinois	IL		0	0	0	0
15. Indiana	IN		0	0	0	0
16. Iowa	IA		0	0	0	0
17. Kansas	KS		0	0	0	0
18. Kentucky	KY		0	0	0	0
19. Louisiana	LA		0	0	0	0
20. Maine	ME		0	0	0	0
21. Maryland	MD		0	0	0	0
22. Massachusetts	MA	B. DEPOSIT	0	0	142,085	128,637
23. Michigan	MI		0	0	0	0
24. Minnesota	MN		0	0	0	0
25. Mississippi	MS		0	0	0	0
26. Missouri	MO		0	0	0	0
27. Montana	MT		0	0	0	0
28. Nebraska	NE		0	0	0	0
29. Nevada	NV		0	0	0	0
30. New Hampshire	NH		0	0	0	0
31. New Jersey	NJ		0	0	0	0
32. New Mexico	NM		0	0	0	0
33. New York	NY		0	0	0	0
34. North Carolina	NC		0	0	0	0
35. North Dakota	ND		0	0	0	0
36. Ohio	OH		0	0	0	0
37. Oklahoma	OK		0	0	0	0
38. Oregon	OR		0	0	0	0
39. Pennsylvania	PA		0	0	0	0
40. Rhode Island	RI		0	0	0	0
41. South Carolina	SC		0	0	0	0
42. South Dakota	SD		0	0	0	0
43. Tennessee	TN		0	0	0	0
44. Texas	TX		0	0	0	0
45. Utah	UT		0	0	0	0
46. Vermont	VT		0	0	0	0
47. Virginia	VA		0	0	0	0
48. Washington	WA		0	0	0	0
49. West Virginia	WV		0	0	0	0
50. Wisconsin	WI		0	0	0	0
51. Wyoming	WY		0	0	0	0
52. American Samoa	AS		0	0	0	0
53. Guam	GU		0	0	0	0
54. Puerto Rico	PR		0	0	0	0
55. U.S. Virgin Islands	VI		0	0	0	0
56. Northern Mariana Islands	MP		0	0	0	0
57. Canada	CAN		0	0	0	0
58. Aggregate Alien and Other	OT	XXX				
59. Subtotal	XXX	XXX	5,514,073	4,616,620	266,518	254,402
DETAILS OF WRITE-INS						
5801.						
5802.						
5803.						
5898. Summary of remaining write-ins for Line 58 from overflow page	XXX	XXX				
5899. Totals (Lines 5801 through 5803 plus 5898)(Line 58 above)	XXX	XXX				