



LIFE, ACCIDENT AND HEALTH COMPANIES/FRATERNAL BENEFIT SOCIETIES - ASSOCIATION EDITION

QUARTERLY STATEMENT

AS OF JUNE 30, 2024

OF THE CONDITION AND AFFAIRS OF THE

AMERICAN MATURITY LIFE INSURANCE COMPANY

NAIC Group Code 4926 (Current) 4926 (Prior) NAIC Company Code 81213 Employer's ID Number 06-1422508

Organized under the Laws of Connecticut, State of Domicile or Port of Entry CT

Country of Domicile United States of America

Licensed as business type: Life, Accident and Health [X] Fraternal Benefit Societies [ ]

Incorporated/Organized 10/24/1972 Commenced Business 03/27/1973

Statutory Home Office 1 American Row Hartford, CT, US 06103

Main Administrative Office 1 American Row Hartford, CT, US 06103 800-862-6668

Mail Address 1 American Row Hartford, CT, US 06103

Primary Location of Books and Records 1 American Row Hartford, CT, US 06103 800-862-6668

Internet Website Address www.talcottresolution.com

Statutory Statement Contact Andrew G. Helming 860-791-0166 Statement.questions@talcottresolution.com 860-624-0444

OFFICERS

Chief Legal Officer and Chief Compliance Officer Lisa Michelle Proch AVP and Appointed Actuary Zengdi Zhuang VP and Controller Lindsay Piper Mastroianni Treasurer Shantanu Mishra #

OTHER

Christopher Benedict Cramer, SVP and Corporate Secretary

DIRECTORS OR TRUSTEES

Lisa Michelle Proch # James Francis O'Grady # Oliver Peter Jakob #

State of Connecticut County of Hartford SS:

The officers of this reporting entity being duly sworn, each depose and say that they are the described officers of said reporting entity, and that on the reporting period stated above, all of the herein described assets were the absolute property of the said reporting entity, free and clear from any liens or claims thereon, except as herein stated, and that this statement, together with related exhibits, schedules and explanations therein contained, annexed or referred to, is a full and true statement of all the assets and liabilities and of the condition and affairs of the said reporting entity as of the reporting period stated above, and of its income and deductions therefrom for the period ended, and have been completed in accordance with the NAIC Annual Statement Instructions and Accounting Practices and Procedures manual except to the extent that: (1) state law may differ; or, (2) that state rules or regulations require differences in reporting not related to accounting practices and procedures, according to the best of their information, knowledge and belief, respectively. Furthermore, the scope of this attestation by the described officers also includes the related corresponding electronic filing with the NAIC, when required, that is an exact copy (except for formatting differences due to electronic filing) of the enclosed statement. The electronic filing may be requested by various regulators in lieu of or in addition to the enclosed statement.

Signature of Lisa M. Proch, Chief Legal Officer and Chief Compliance Officer

Signature of Lindsay P. Mastroianni, Vice President and Controller

Signature of Christopher B. Cramer, Senior Vice President and Corporate Secretary

Subscribed and sworn to before me this July 2024 day of

Signature of Jill Z. Gill, Notary Public

JILL Z. GILL NOTARY PUBLIC

My Commission Expires July 31, 2026

- a. Is this an original filing? Yes [X] No [ ]
b. If no, 1. State the amendment number..... 2. Date filed ..... 3. Number of pages attached.....

STATEMENT AS OF JUNE 30, 2024 OF THE AMERICAN MATURITY LIFE INSURANCE COMPANY

**ASSETS**

	Current Statement Date			4 December 31 Prior Year Net Admitted Assets
	1 Assets	2 Nonadmitted Assets	3 Net Admitted Assets (Cols. 1 - 2)	
1. Bonds .....	14,675,244		14,675,244	16,143,649
2. Stocks:				
2.1 Preferred stocks .....				
2.2 Common stocks .....				
3. Mortgage loans on real estate:				
3.1 First liens .....				
3.2 Other than first liens.....				
4. Real estate:				
4.1 Properties occupied by the company (less \$ encumbrances) .....				
4.2 Properties held for the production of income (less \$ ..... encumbrances) .....				
4.3 Properties held for sale (less \$ encumbrances) .....				
5. Cash (\$ ..... 241,049 ), cash equivalents (\$ ..... ) and short-term investments (\$ ..... 1,687,474 ) .....	1,928,523		1,928,523	498,113
6. Contract loans (including \$ ..... premium notes) .....				
7. Derivatives .....				
8. Other invested assets .....				
9. Receivables for securities .....	2,625		2,625	2,625
10. Securities lending reinvested collateral assets .....				
11. Aggregate write-ins for invested assets .....				
12. Subtotals, cash and invested assets (Lines 1 to 11) .....	16,606,392		16,606,392	16,644,387
13. Title plants less \$ ..... charged off (for Title insurers only) .....				
14. Investment income due and accrued .....	27,275		27,275	23,727
15. Premiums and considerations:				
15.1 Uncollected premiums and agents' balances in the course of collection .....				
15.2 Deferred premiums, agents' balances and installments booked but deferred and not yet due (including \$ ..... earned but unbilled premiums) .....				
15.3 Accrued retrospective premiums (\$ ..... ) and contracts subject to redetermination (\$ ..... ) .....				
16. Reinsurance:				
16.1 Amounts recoverable from reinsurers .....				
16.2 Funds held by or deposited with reinsured companies .....				
16.3 Other amounts receivable under reinsurance contracts .....				1,479
17. Amounts receivable relating to uninsured plans .....				
18.1 Current federal and foreign income tax recoverable and interest thereon ....	65,159		65,159	
18.2 Net deferred tax asset .....				
19. Guaranty funds receivable or on deposit .....				
20. Electronic data processing equipment and software .....				
21. Furniture and equipment, including health care delivery assets (\$ ..... ) .....				
22. Net adjustment in assets and liabilities due to foreign exchange rates .....				
23. Receivables from parent, subsidiaries and affiliates .....				
24. Health care (\$ ..... ) and other amounts receivable .....				
25. Aggregate write-ins for other than invested assets .....	426,363	201,785	224,578	268,858
26. Total assets excluding Separate Accounts, Segregated Accounts and Protected Cell Accounts (Lines 12 to 25) .....	17,125,189	201,785	16,923,404	16,938,451
27. From Separate Accounts, Segregated Accounts and Protected Cell Accounts .....	14,230,185		14,230,185	13,807,544
28. Total (Lines 26 and 27)	31,355,374	201,785	31,153,589	30,745,995
<b>DETAILS OF WRITE-INS</b>				
1101. ....				
1102. ....				
1103. ....				
1198. Summary of remaining write-ins for Line 11 from overflow page .....				
1199. Totals (Lines 1101 through 1103 plus 1198)(Line 11 above)				
2501. Admitted Disallowed IMR .....	201,785		201,785	248,378
2502. Disbursements and Items not allocated .....	22,793		22,793	20,480
2503. Interest Maintenance Reserve .....	201,785	201,785		
2598. Summary of remaining write-ins for Line 25 from overflow page .....				
2599. Totals (Lines 2501 through 2503 plus 2598)(Line 25 above)	426,363	201,785	224,578	268,858

STATEMENT AS OF JUNE 30, 2024 OF THE AMERICAN MATURITY LIFE INSURANCE COMPANY

**LIABILITIES, SURPLUS AND OTHER FUNDS**

	1 Current Statement Date	2 December 31 Prior Year
1. Aggregate reserve for life contracts \$ ..... 480,146 less \$ .....0 included in Line 6.3 (including \$ .....0 Modco Reserve) .....	480,146	490,690
2. Aggregate reserve for accident and health contracts (including \$ .....0 Modco Reserve) .....		
3. Liability for deposit-type contracts (including \$ .....0 Modco Reserve).....		
4. Contract claims:		
4.1 Life .....		
4.2 Accident and health .....		
5. Policyholders' dividends/refunds to members \$ .....0 and coupons \$ .....0 due and unpaid .....		
6. Provision for policyholders' dividends, refunds to members and coupons payable in following calendar year - estimated amounts:		
6.1 Policyholders' dividends and refunds to members apportioned for payment (including \$ .....0 Modco) .....		
6.2 Policyholders' dividends and refunds to members not yet apportioned (including \$ .....0 Modco) .....		
6.3 Coupons and similar benefits (including \$ .....0 Modco) .....		
7. Amount provisionally held for deferred dividend policies not included in Line 6 .....		
8. Premiums and annuity considerations for life and accident and health contracts received in advance less \$ .....0 discount; including \$ .....0 accident and health premiums .....		
9. Contract liabilities not included elsewhere:		
9.1 Surrender values on canceled contracts .....		
9.2 Provision for experience rating refunds, including the liability of \$ .....0 accident and health experience rating refunds of which \$ ..... is for medical loss ratio rebate per the Public Health Service Act .....		
9.3 Other amounts payable on reinsurance, including \$ .....0 assumed and \$ ..... 10,779 ceded .....	10,779	
9.4 Interest Maintenance Reserve .....		
10. Commissions to agents due or accrued-life and annuity contracts \$ .....0 , accident and health \$ .....0 and deposit-type contract funds \$ .....0 .....		
11. Commissions and expense allowances payable on reinsurance assumed .....		
12. General expenses due or accrued .....	2,140	1,640
13. Transfers to Separate Accounts due or accrued (net) (including \$ ..... (40,776) accrued for expense allowances recognized in reserves, net of reinsured allowances) .....	(151,379)	(148,896)
14. Taxes, licenses and fees due or accrued, excluding federal income taxes .....		
15.1 Current federal and foreign income taxes, including \$ .....0 on realized capital gains (losses) .....		93,093
15.2 Net deferred tax liability .....	15,098	14,606
16. Unearned investment income .....		
17. Amounts withheld or retained by reporting entity as agent or trustee .....		
18. Amounts held for agents' account, including \$ .....0 agents' credit balances .....		
19. Remittances and items not allocated .....		
20. Net adjustment in assets and liabilities due to foreign exchange rates .....		
21. Liability for benefits for employees and agents if not included above .....		
22. Borrowed money \$ .....0 and interest thereon \$ .....0 .....		
23. Dividends to stockholders declared and unpaid .....		
24. Miscellaneous liabilities:		
24.01 Asset valuation reserve .....		
24.02 Reinsurance in unauthorized and certified (\$ ..... ) companies .....		
24.03 Funds held under reinsurance treaties with unauthorized and certified (\$ ..... ) reinsurers .....		
24.04 Payable to parent, subsidiaries and affiliates .....	102,803	27,066
24.05 Drafts outstanding .....		
24.06 Liability for amounts held under uninsured plans .....		
24.07 Funds held under coinsurance .....		
24.08 Derivatives .....		
24.09 Payable for securities .....		
24.10 Payable for securities lending .....		
24.11 Capital notes \$ ..... and interest thereon \$ ..... .....		
25. Aggregate write-ins for liabilities .....		
26. Total liabilities excluding Separate Accounts business (Lines 1 to 25) .....	459,587	478,199
27. From Separate Accounts Statement .....	14,230,185	13,807,544
28. Total liabilities (Lines 26 and 27) .....	14,689,772	14,285,743
29. Common capital stock .....	2,500,000	2,500,000
30. Preferred capital stock .....		
31. Aggregate write-ins for other than special surplus funds .....		
32. Surplus notes .....		
33. Gross paid in and contributed surplus .....	21,481,154	21,481,154
34. Aggregate write-ins for special surplus funds .....	201,785	248,378
35. Unassigned funds (surplus) .....	(7,719,122)	(7,769,280)
36. Less treasury stock, at cost:		
36.1 ..... shares common (value included in Line 29 \$ ..... ) .....		
36.2 ..... shares preferred (value included in Line 30 \$ ..... ) .....		
37. Surplus (Total Lines 31+32+33+34+35-36) (including \$ ..... in Separate Accounts Statement) .....	13,963,817	13,960,252
38. Totals of Lines 29, 30 and 37 .....	16,463,817	16,460,252
39. Totals of Lines 28 and 38 (Page 2, Line 28, Col. 3) .....	31,153,589	30,745,995
<b>DETAILS OF WRITE-INS</b>		
2501. ....		
2502. ....		
2503. ....		
2598. Summary of remaining write-ins for Line 25 from overflow page .....		
2599. Totals (Lines 2501 through 2503 plus 2598)(Line 25 above) .....		
3101. ....		
3102. ....		
3103. ....		
3198. Summary of remaining write-ins for Line 31 from overflow page .....		
3199. Totals (Lines 3101 through 3103 plus 3198)(Line 31 above) .....		
3401. Admitted Disallowed IMR .....	201,785	248,378
3402. ....		
3403. ....		
3498. Summary of remaining write-ins for Line 34 from overflow page .....		
3499. Totals (Lines 3401 through 3403 plus 3498)(Line 34 above) .....	201,785	248,378

STATEMENT AS OF JUNE 30, 2024 OF THE AMERICAN MATURITY LIFE INSURANCE COMPANY

**SUMMARY OF OPERATIONS**

	1 Current Year To Date	2 Prior Year To Date	3 Prior Year Ended December 31
1. Premiums and annuity considerations for life and accident and health contracts	1,450	1,700	3,200
2. Considerations for supplementary contracts with life contingencies			
3. Net investment income	126,400	735,464	1,549,039
4. Amortization of Interest Maintenance Reserve (IMR)	(46,554)	(2,230)	(63,654)
5. Separate Accounts net gain from operations excluding unrealized gains or losses			
6. Commissions and expense allowances on reinsurance ceded			
7. Reserve adjustments on reinsurance ceded	(1,079,780)	(778,755)	(984,018)
8. Miscellaneous Income:			
8.1 Income from fees associated with investment management, administration and contract guarantees from Separate Accounts	60,423	54,449	110,357
8.2 Charges and fees for deposit-type contracts			
8.3 Aggregate write-ins for miscellaneous income	(1,728)	(1,078)	(681)
9. Totals (Lines 1 to 8.3)	(939,789)	9,550	614,243
10. Death benefits			
11. Matured endowments (excluding guaranteed annual pure endowments)			
12. Annuity benefits		48,895	48,895
13. Disability benefits and benefits under accident and health contracts			
14. Coupons, guaranteed annual pure endowments and similar benefits			
15. Surrender benefits and withdrawals for life contracts	127,675	16,393	282,194
16. Group conversions			
17. Interest and adjustments on contract or deposit-type contract funds			
18. Payments on supplementary contracts with life contingencies			
19. Increase in aggregate reserves for life and accident and health contracts	(10,544)	2,159	(56,763)
20. Totals (Lines 10 to 19)	117,131	67,447	274,326
21. Commissions on premiums, annuity considerations, and deposit-type contract funds (direct business only)			
22. Commissions and expense allowances on reinsurance assumed			
23. General insurance expenses and fraternal expenses	2,440	3,233	7,308
24. Insurance taxes, licenses and fees, excluding federal income taxes	59,235	63,961	93,050
25. Increase in loading on deferred and uncollected premiums			
26. Net transfers to or (from) Separate Accounts net of reinsurance	(1,137,440)	(789,230)	(1,144,053)
27. Aggregate write-ins for deductions	1,958	2,327	2,508
28. Totals (Lines 20 to 27)	(956,676)	(652,262)	(766,861)
29. Net gain from operations before dividends to policyholders and federal income taxes (Line 9 minus Line 28)	16,887	661,812	1,381,104
30. Dividends to policyholders and refunds to members			
31. Net gain from operations after dividends to policyholders, refunds to members and before federal income taxes (Line 29 minus Line 30)	16,887	661,812	1,381,104
32. Federal and foreign income taxes incurred (excluding tax on capital gains)	12,830	58,775	167,932
33. Net gain from operations after dividends to policyholders, refunds to members and federal income taxes and before realized capital gains or (losses) (Line 31 minus Line 32)	4,057	603,037	1,213,172
34. Net realized capital gains (losses) (excluding gains (losses) transferred to the IMR) less capital gains tax of \$ 0 (excluding taxes of \$ 10 transferred to the IMR)			(354)
35. Net income (Line 33 plus Line 34)	4,057	603,037	1,212,818
<b>CAPITAL AND SURPLUS ACCOUNT</b>			
36. Capital and surplus, December 31, prior year	16,460,252	51,312,281	51,312,281
37. Net income (Line 35)	4,057	603,037	1,212,818
38. Change in net unrealized capital gains (losses) less capital gains tax of \$ 0			
39. Change in net unrealized foreign exchange capital gain (loss)			
40. Change in net deferred income tax	(492)	(80,674)	(135,112)
41. Change in nonadmitted assets	46,593	65,689	(178,113)
42. Change in liability for reinsurance in unauthorized and certified companies			
43. Change in reserve on account of change in valuation basis, (increase) or decrease			
44. Change in asset valuation reserve			
45. Change in treasury stock			
46. Surplus (contributed to) withdrawn from Separate Accounts during period			
47. Other changes in surplus in Separate Accounts Statement			
48. Change in surplus notes			
49. Cumulative effect of changes in accounting principles			
50. Capital changes:			
50.1 Paid in			
50.2 Transferred from surplus (Stock Dividend)			
50.3 Transferred to surplus			
51. Surplus adjustment:			
51.1 Paid in			(36,000,000)
51.2 Transferred to capital (Stock Dividend)			
51.3 Transferred from capital			
51.4 Change in surplus as a result of reinsurance			
52. Dividends to stockholders			
53. Aggregate write-ins for gains and losses in surplus	(46,593)		248,378
54. Net change in capital and surplus for the year (Lines 37 through 53)	3,565	588,052	(34,852,029)
55. Capital and surplus, as of statement date (Lines 36 + 54)	16,463,817	51,900,333	16,460,252
<b>DETAILS OF WRITE-INS</b>			
08.301. Miscellaneous income	6	(1,223)	(778)
08.302. Other investment management fees		198	358
08.303. Separate Account loads	(1,734)	(53)	(261)
08.398. Summary of remaining write-ins for Line 8.3 from overflow page			
08.399. Totals (Lines 08.301 through 08.303 plus 08.398) (Line 8.3 above)	(1,728)	(1,078)	(681)
2701. Miscellaneous deductions	1,958	2,327	2,508
2702.			
2703.			
2798. Summary of remaining write-ins for Line 27 from overflow page			
2799. Totals (Lines 2701 through 2703 plus 2798)(Line 27 above)	1,958	2,327	2,508
5301. Admitted Disallowed IMR	(46,593)		248,378
5302.			
5303.			
5398. Summary of remaining write-ins for Line 53 from overflow page			
5399. Totals (Lines 5301 through 5303 plus 5398)(Line 53 above)	(46,593)		248,378

STATEMENT AS OF JUNE 30, 2024 OF THE AMERICAN MATURITY LIFE INSURANCE COMPANY

**CASH FLOW**

	1 Current Year To Date	2 Prior Year To Date	3 Prior Year Ended December 31
<b>Cash from Operations</b>			
1. Premiums collected net of reinsurance .....	2,929	3,048	3,069
2. Net investment income .....	107,445	338,582	902,290
3. Miscellaneous income .....	58,695	53,371	109,676
4. Total (Lines 1 to 3) .....	169,069	395,001	1,015,035
5. Benefit and loss related payments .....	1,196,676	841,942	1,315,107
6. Net transfers to Separate Accounts, Segregated Accounts and Protected Cell Accounts .....	(1,134,957)	(787,695)	(1,139,798)
7. Commissions, expenses paid and aggregate write-ins for deductions .....	63,133	68,456	102,866
8. Dividends paid to policyholders .....			
9. Federal and foreign income taxes paid (recovered) net of \$ ..... 10 tax on capital gains (losses) .....	171,092		24,433
10. Total (Lines 5 through 9) .....	295,944	122,703	302,608
11. Net cash from operations (Line 4 minus Line 10) .....	(126,875)	272,298	712,427
<b>Cash from Investments</b>			
12. Proceeds from investments sold, matured or repaid:			
12.1 Bonds .....	2,275,000	1,072,000	40,026,234
12.2 Stocks .....			
12.3 Mortgage loans .....			
12.4 Real estate .....			
12.5 Other invested assets .....			
12.6 Net gains or (losses) on cash, cash equivalents and short-term investments .....			(798)
12.7 Miscellaneous proceeds .....			
12.8 Total investment proceeds (Lines 12.1 to 12.7) .....	2,275,000	1,072,000	40,025,436
13. Cost of investments acquired (long-term only):			
13.1 Bonds .....	791,188	1,418,125	5,340,773
13.2 Stocks .....			
13.3 Mortgage loans .....			
13.4 Real estate .....			
13.5 Other invested assets .....			
13.6 Miscellaneous applications .....			2,625
13.7 Total investments acquired (Lines 13.1 to 13.6) .....	791,188	1,418,125	5,343,398
14. Net increase (or decrease) in contract loans and premium notes .....			
15. Net cash from investments (Line 12.8 minus Line 13.7 and Line 14) .....	1,483,813	(346,125)	34,682,038
<b>Cash from Financing and Miscellaneous Sources</b>			
16. Cash provided (applied):			
16.1 Surplus notes, capital notes .....			
16.2 Capital and paid in surplus, less treasury stock .....			(36,000,000)
16.3 Borrowed funds .....			
16.4 Net deposits on deposit-type contracts and other insurance liabilities .....			
16.5 Dividends to stockholders .....			
16.6 Other cash provided (applied) .....	73,473	8,282	(16,014)
17. Net cash from financing and miscellaneous sources (Line 16.1 through Line 16.4 minus Line 16.5 plus Line 16.6) .....	73,473	8,282	(36,016,014)
<b>RECONCILIATION OF CASH, CASH EQUIVALENTS AND SHORT-TERM INVESTMENTS</b>			
18. Net change in cash, cash equivalents and short-term investments (Line 11, plus Lines 15 and 17) .....	1,430,410	(65,545)	(621,549)
19. Cash, cash equivalents and short-term investments:			
19.1 Beginning of year .....	498,113	1,119,662	1,119,662
19.2 End of period (Line 18 plus Line 19.1) .....	1,928,523	1,054,117	498,113

Note: Supplemental disclosures of cash flow information for non-cash transactions:

--	--	--	--

**EXHIBIT 1****DIRECT PREMIUMS AND DEPOSIT-TYPE CONTRACTS**

	1 Current Year To Date	2 Prior Year To Date	3 Prior Year Ended December 31
1. Individual life .....			
2. Group life .....			
3. Individual annuities .....	19,918	3,900	7,900
4. Group annuities .....	5,450	337,362	757,620
5. Accident & health .....			
6. Fraternal .....			
7. Other lines of business .....			
8. Subtotal (Lines 1 through 7) .....	25,368	341,262	765,520
9. Deposit-type contracts .....			
10. Total (Lines 8 and 9)	25,368	341,262	765,520

## NOTES TO FINANCIAL STATEMENTS

### Note 1 - Summary of Significant Accounting Policies and Going Concern

#### A. Accounting Practices

The accompanying statutory-basis financial statements of American Maturity Life Insurance Company (the "Company" or "AML") have been prepared in conformity with statutory accounting practices prescribed or permitted by the State of Connecticut Insurance Department ("the Department"). The Department recognizes only statutory accounting practices prescribed or permitted by the State of Connecticut for determining and reporting the financial condition and results of operations of an insurance company and for determining solvency under the State of Connecticut Insurance Law. The National Association of Insurance Commissioners' Accounting Practices and Procedures Manual ("NAIC SAP") has been adopted as a component of prescribed practices by the State of Connecticut.

A reconciliation of the Company's net income and capital and surplus between NAIC SAP and practices prescribed by the Department is shown below:

	SSAP #	F/S Page	F/S Line #	2024	2023
<b>Net income</b>					
1. AML state basis (Page 4, Line 35, Columns 1 & 3)	XXX	XXX	XXX	\$ 4,057	\$ 1,212,818
2. State prescribed practices that are an (increase)/decrease from NAIC SAP				—	—
3. State permitted practices that are an (increase)/decrease from NAIC SAP				—	—
4. Net SAP (1-2-3=4)	XXX	XXX	XXX	\$ 4,057	\$ 1,212,818
<b>Surplus</b>					
5. AML state basis (Page 3, Line 38, Columns 1 & 2)	XXX	XXX	XXX	\$ 16,463,817	\$ 16,460,252
6. State prescribed practices that are an (increase)/decrease from NAIC SAP				—	—
7. State permitted practices that are an (increase)/decrease from NAIC SAP				—	—
8. NAIC SAP (5-6-7=8)	XXX	XXX	XXX	\$ 16,463,817	\$ 16,460,252

#### C. Accounting Policy

2. The Company had no SVO - identified investments in exchange traded funds or bond mutual funds that qualifies for bond accounting treatment.
6. The Company has no investments in loan-backed bond and structured securities.

No significant change to accounting policies.

#### D. Going Concern

The Company is not aware of any conditions or events which raise substantial doubts concerning the Company's ability to continue as a going concern.

### Note 2 - Accounting Changes and Corrections of Errors

#### Accounting Changes

In 2023, the NAIC adopted INT 23-01 Net Negative (Disallowed) Interest Maintenance Reserve ("INT 23-01"). This interpretation prescribes optional statutory accounting guidance as an update to the existing guidance detailed in SSAP No. 7 – Asset Valuation Reserve and Interest Maintenance Reserve ("SSAP No. 7"), and allows the Company to partially admit negative (disallowed) interest maintenance reserve ("IMR") up to 10% of the Company's adjusted capital and surplus. The interpretation is effective immediately and lasts until December 31, 2025.

At June 30, 2024, the Company had \$201,785 of net negative (disallowed) IMR in aggregate which was admitted in the general account Statutory Statements of Assets. The Company has risk-based capital greater than the 300% authorized control level and the admittance of net negative (disallowed) IMR as identified above is not material in amount nor as a percentage to capital and surplus.

The fixed income investments generating IMR losses comply with the Company's management policies and there have not been deviations from such policies. The Company does not have investments in derivatives. The Company's asset sales that generated admitted negative IMR were not compelled by liquidity pressures.

#### Recently Issued Accounting Standards

In 2023, the NAIC adopted revisions to several statutory statements to finalize guidance throughout applicable standards related to the updated definition of a bond. The changes incorporate a principles-based definition which categorizes bonds as either issuer credit obligations or asset-backed securities. The changes primarily modify the following statutory statements: SSAP No. 26R – Bonds and SSAP No. 43R – Loan-Backed and Structured Securities, and in conjunction with the changes modify the title of SSAP No. 43R to Asset-Backed Securities. All changes will be effective January 1, 2025. The Company is currently evaluating the impact of the changes.

### Note 3 - Business Combinations and Goodwill

No significant change.

### Note 4 - Discontinued Operations

No significant change.

### Note 5 - Investments

#### D. Loan-Backed Securities

The Company has no investments in loan-backed bonds and structured securities as of June 30, 2024.

#### E. Dollar Repurchase Agreements and/or Securities Lending Transactions

3. Collateral Received

- b. The Company did not accept collateral that is permitted by contract or custom to sell or repledge as of June 30, 2024.

---

**NOTES TO FINANCIAL STATEMENTS**

---

**F. Repurchase Agreements Transactions Accounted for as Secured Borrowing**

The Company had no repurchase agreements transactions accounted for as secured borrowing transactions.

**G. Reverse Repurchase Agreements Transactions Accounted for as Secured Borrowing**

The Company had no reverse repurchase agreements transactions accounted for as secured borrowing transactions.

**H. Repurchase Agreements Transactions Accounted for as a Sale**

The Company had no repurchase agreements transactions accounted for as a sale transaction.

**I. Reverse Repurchase Agreements Transactions Accounted for as a Sale**

The Company had no reverse repurchase agreements transactions accounted for as a sale transaction.

**M. Working Capital Finance Investments**

The Company had no working capital finance investments.

**N. Offsetting and Netting of Assets and Liabilities**

The Company had no offsetting and netting of assets and liabilities.

**R. Reporting Entity's Share of Cash Pool by Asset type**

The Company did not participate in a short term investment pool as of June 30, 2024.

**Note 6 - Joint Ventures, Partnerships and Limited Liability Companies**

No significant change.

**Note 7 - Investment Income**

No significant change.

**Note 8 - Derivative Instruments**

No significant change.

**Note 9 - Income Taxes**

No significant change.

**Note 10 - Information Concerning Parent, Subsidiaries and Affiliates**

No significant change.

**Note 11 - Debt**

- B. The Company has no Federal Home Loan Bank agreements.

**Note 12 - Retirement Plans, Deferred Compensation, Postemployment Benefits and Compensated Absences and Other Postretirement Benefit Plans****A. Defined Benefit Plans**

The Company has no direct plans.

**Note 13 - Capital and Surplus, Shareholders' Dividend Restrictions and Quasi-Reorganizations**

No significant change.

**Note 14 - Liabilities, Contingencies, and Assessments****F. All Other Contingencies**

The Company is or may become involved in various legal actions, some of which assert claims for substantial amounts. Management expects that the ultimate liability, if any, with respect to such lawsuits, after consideration of provisions made for estimated losses and costs of defense, will not be material to the financial condition of the Company.

**Note 15 - Leases**

No significant change.

**Note 16- Information about Financial Instruments with Off-Balance Sheet Risk and Financial Instruments with Concentrations of Credit Risk**

No significant change.

**Note 17- Sale, Transfer and Servicing of Financial Assets and Extinguishments of Liabilities**

- B. The Company had no transfer or servicing of financial assets.  
C. The Company had no wash sales.

**Note 18 - Gain or Loss to the Reporting Entity from Uninsured Plans and the Uninsured Portion of Partially Insured Plans**

No significant change.



## NOTES TO FINANCIAL STATEMENTS

### Note 19 - Direct Premium Written/Produced by Managing General Agents/Third Party Administrators

No significant change.

### Note 20 - Fair Value Measurements

#### A. Fair Value Measurements

Fair value is determined based on the "exit price" notion which is defined as the price that would be received to sell an asset in the principal or most advantageous market for the asset in an orderly transaction between market participants. The Company's Separate Account assets are held at fair value.

The Company utilizes the services of third-party investment managers, including Hartford Investment Management Company ("HIMCO") and Sixth Street Insurance Solutions, L.P., that are registered investment advisers under the Investment Advisers Act of 1940. The Company's Investment Valuation Committee ("IVC"), a working group chaired by the Chief Financial Officer ("CFO") of the Talcott Financial Group Investments, LLC subsidiaries, oversees the investment activities of these investment managers and directs other investments to maximize economic value and generate the returns necessary to support the Company's various product obligations, within internally established objectives, guidelines and risk tolerances. The portfolio objectives and guidelines are developed, by the Company, based upon the asset/liability profile, including duration, convexity and other characteristics within specified risk tolerances. The risk tolerances considered include, but are not limited to, asset sector, credit issuer allocation limits, and maximum portfolio limits for below investment grade holdings. The Company attempts to minimize adverse impacts to the investment portfolio and the Company's results of operations from changes in economic conditions through asset diversification, asset allocation limits, and asset/liability duration matching and the use of derivatives. The following section applies the fair value hierarchy and disclosure requirements for the Company's Separate Account assets, and categorizes the inputs in the valuation techniques used to measure fair value into three broad Levels (Level 1, 2, or 3):

- Level 1 Unadjusted quoted prices for identical assets in active markets that the Company has the ability to access at the measurement date. Level 1 securities include open-ended mutual funds reported in Separate Account assets.
- Level 2 Observable inputs, other than quoted prices included in Level 1, for the asset or prices for similar assets. Certain short-term investments reported in Separate Account assets are model priced by vendors using observable inputs and are classified within Level 2.
- Level 3 Valuations that are derived from techniques in which one or more of the significant inputs are unobservable (including assumptions about risk). Because Level 3 fair values, by their nature, contain one or more significant unobservable inputs as there is little or no observable market for these assets and liabilities, considerable judgment is used to determine the Level 3 fair values. Level 3 fair values represent the Company's best estimate of amounts that could be realized in a current market exchange absent actual market exchanges.

In many situations, inputs used to measure the fair value of an asset or liability position may fall into different levels of the fair value hierarchy. In these situations, the Company's investment managers will determine the level in which the fair value falls based upon the lowest level input that is significant to the determination of the fair value. In most cases, both observable (e.g., changes in interest rates) and unobservable (e.g. changes in risk assumptions) inputs are used in determination of fair values that the Company's investment managers has classified within Level 3. Consequently, these values and the related gains and losses are based upon both observable and unobservable inputs.

- The following table presents assets carried at fair value by hierarchy level:

June 30, 2024				
(Amounts in thousands)	Quoted Prices in Active Markets for Identical Assets (Level 1)	Significant Observable Inputs (Level 2)	Significant Unobservable Inputs (Level 3)	Total
a. Assets accounted for at fair value				
Separate Account assets	\$ 14,230	\$ —	\$ —	\$ 14,230
Total assets accounted for at fair value	\$ 14,230	\$ —	\$ —	\$ 14,230
b. Liabilities accounted for at fair value				
N/A	\$ —	\$ —	\$ —	\$ —
Total liabilities accounted for at fair value	\$ —	\$ —	\$ —	\$ —

Fair values and changes in the fair values of Separate Account assets generally accrue directly to the policyholders and are not included in the Company's revenues and expenses or surplus.

#### Valuation Techniques, Procedures and Controls

The Company determines the fair values of certain financial assets and liabilities based on quoted market prices where available and where prices represent reasonable estimates of fair value. The Company also determines fair values based on future cash flows discounted at the appropriate current market rate. Fair values reflect adjustments for counterparty credit quality, the Company's default spreads, liquidity and, where appropriate, risk margins on unobservable parameters.

The fair value process is monitored by the respective Valuation Committees of the Company's investment managers, which are comprised of senior management that meets at least quarterly. The purpose of the committee is to oversee the pricing policy and procedures by ensuring objective and reliable valuation practices and pricing of financial instruments as well as addressing valuation issues and approving changes to valuation methodologies and pricing sources.

In addition, the IVC is responsible for the approval and monitoring of the Valuation Policy of the Company as well as the adjudication of any valuation disputes thereunder. The Valuation Policy addresses valuation of all financial instruments held in the general account and guaranteed separate accounts of the Company, including all derivative positions. The IVC meets regularly, and its members include a cross-functional group of senior management as well as various investment, accounting, finance, and risk management professionals.

The Company also has an enterprise-wide Operational Risk Management function with Enterprise Risk Management ("ERM") which is responsible for establishing, maintaining and communicating the framework, principles and guidelines of the Company's operational risk management program. The Enterprise Model Oversight Working Group ensures compliance with the ERM framework by providing an independent review of the suitability, characteristics and reliability of model inputs as well as an analysis of significant changes to current models.

## NOTES TO FINANCIAL STATEMENTS

### Bonds and Stocks

The fair values of bonds and stocks in an active and orderly market (e.g., not distressed or forced liquidation) are determined by the Company's investment managers using a "waterfall" approach utilizing the following pricing sources: quoted prices for identical assets or liabilities, prices from third-party pricing services, independent broker quotations, or internal matrix pricing processes. Typical inputs used by these pricing sources include, but are not limited to, benchmark yields, reported trades, broker/dealer quotes, issuer spreads, benchmark securities, bids, offers, and/or estimated cash flows, prepayment speeds, and default rates. Most bonds do not trade daily. Based on the typical trading volumes and the lack of quoted market prices for bonds, third-party pricing services utilize matrix pricing to derive security prices. Matrix pricing relies on securities' relationships to other benchmark quoted securities, which trade more frequently. Pricing services utilize recently reported trades of identical or similar securities making adjustments through the reporting date based on the preceding outlined available market observable information. If there are no recently reported trades, the third-party pricing services may develop a security price using expected future cash flows based upon collateral performance and discounted at an estimated market rate. Both matrix pricing and discounted cash flow techniques develop prices by factoring in the time value for cash flows and risk, including liquidity and credit.

Prices from third-party pricing services may be unavailable for securities that are rarely traded or are traded only in privately negotiated transactions. As a result, certain securities are priced via independent broker quotations which utilize inputs that may be difficult to corroborate with observable market based data. Additionally, the majority of these independent broker quotations are non-binding.

The Company's investment managers utilize an internally developed matrix pricing process for private placement securities for which the Company is unable to obtain a price from a third-party pricing service. The process is similar to the third-party pricing services. The Company's investment managers develop credit spreads each month using market based data for public securities adjusted for credit spread differentials between public and private securities which are obtained from a survey of multiple private placement brokers. The credit spreads determined through this survey approach are based upon the issuer's financial strength and term to maturity, utilizing independent public security index and trade information and adjusting for the non-public nature of the securities. Credit spreads combined with risk-free rates are applied to contractual cash flows to develop a price.

The Company's investment managers perform ongoing analyses of the prices and credit spreads received from third parties to ensure that the prices represent a reasonable estimate of the fair value. In addition, the Company's investment managers ensure that prices received from independent brokers represent a reasonable estimate of fair value through the use of internal and external cash flow models utilizing spreads, and when available, market indices. As a result of these analyses, if the Company's investment managers determine that there is a more appropriate fair value based upon the available market data, the price received from the third party is adjusted accordingly and approved by the Valuation Committee of the Company's investment managers.

The Company's investment managers conduct other specific monitoring controls around pricing. Daily, weekly and monthly analyses identify price changes over pre-determined thresholds for bonds and equity securities. Monthly analyses identify prices that have not changed, and missing prices. Also on a monthly basis, a second source validation is performed on most sectors. Analyses are conducted by a dedicated pricing unit that follows up with trading and investment sector professionals and challenges prices with vendors when the estimated assumptions used differs from what the Company's investment managers feel a market participant would use. Examples of other procedures performed include, but are not limited to, initial and ongoing review of third-party pricing services' methodologies, review of pricing statistics and trends and back testing recent trades.

The Company's investment managers have analyzed the third-party pricing services' valuation methodologies and related inputs, and has also evaluated the various types of securities in its investment portfolio to determine an appropriate fair value hierarchy level based upon trading activity and the observability of market inputs. Most prices provided by third-party pricing services are classified into Level 2 because the inputs used in pricing the securities are observable. Due to the lack of transparency in the process that brokers use to develop prices, most valuations that are based on brokers' prices are classified as Level 3. Some valuations may be classified as Level 2 if the price can be corroborated with observable market data.

### Valuation Inputs for Separate Account Assets

Separate Account assets are primarily invested in mutual funds but also have investments in bonds and stocks. For Level 1 investments, valuations are based on observable inputs that reflect quoted prices for identical assets in active markets that the Company has the ability to access at the measurement date.

For the Separate Accounts' Level 2 bond securities, typical inputs used by pricing techniques include, but are not limited to, benchmark yields, reported trades, broker/dealer quotes, issuer spreads, benchmark securities, bids, offers, and/or estimated cash flows, prepayment speeds, and default rates.

### B. Other Fair Value Disclosures

Not applicable.

### Fair Values for All Financial Instruments by Levels 1, 2 and 3

The tables below reflect the fair values and admitted values of all admitted assets and liabilities that are financial instruments excluding those accounted for under the equity method (joint ventures and partnerships). The fair values are also categorized into the three-level fair value hierarchy as described in Note 20A.

Type of Financial Instrument	June 30, 2024						
	Aggregate Fair Value	Admitted Value	(Level 1)	(Level 2)	(Level 3)	Net Asset Value (NAV)	Not Practicable (Carrying Value)
<b>Assets</b>							
Bonds – unaffiliated	\$ 13,654	\$ 14,675	\$ —	\$ 13,654	\$ —	\$ —	\$ —
Cash, cash equivalents and short-term investments - unaffiliated	1,929	1,929	241	1,688	—	—	—
Separate Account assets	14,230	14,230	14,230	—	—	—	—
<b>Total assets</b>	<b>\$ 29,813</b>	<b>\$ 30,834</b>	<b>\$ 14,471</b>	<b>\$ 15,342</b>	<b>\$ —</b>	<b>\$ —</b>	<b>\$ —</b>
<b>Liabilities</b>							
Separate Account liabilities	\$ (14,230)	\$ (14,230)	\$ (14,230)	\$ —	\$ —	\$ —	\$ —
<b>Total liabilities</b>	<b>\$ (14,230)</b>	<b>\$ (14,230)</b>	<b>\$ (14,230)</b>	<b>\$ —</b>	<b>\$ —</b>	<b>\$ —</b>	<b>\$ —</b>

## NOTES TO FINANCIAL STATEMENTS

Type of Financial Instrument	December 31, 2023						
	Aggregate Fair Value	Admitted Value	(Level 1)	(Level 2)	(Level 3)	Net Asset Value (NAV)	Not Practicable (Carrying Value)
<b>Assets</b>							
Bonds – unaffiliated	\$ 15,069	\$ 16,144	\$ —	\$ 15,069	\$ —	\$ —	\$ —
Cash, cash equivalents and short-term investments - unaffiliated	498	498	498	—	—	—	—
Separate Account assets	13,808	13,808	13,808	—	—	—	—
<b>Total assets</b>	<b>\$ 29,376</b>	<b>\$ 30,450</b>	<b>\$ 14,306</b>	<b>\$ 15,069</b>	<b>\$ —</b>	<b>\$ —</b>	<b>\$ —</b>
<b>Liabilities</b>							
Separate Account liabilities	\$ (13,808)	\$ (13,808)	\$ (13,808)	\$ —	\$ —	\$ —	\$ —
<b>Total liabilities</b>	<b>\$ (13,808)</b>	<b>\$ (13,808)</b>	<b>\$ (13,808)</b>	<b>\$ —</b>	<b>\$ —</b>	<b>\$ —</b>	<b>\$ —</b>

The valuation methodologies used to determine the fair values of bonds are described in the above Fair Value Measurements section of this note.

The amortized cost of cash, cash equivalents and short-term investments approximates fair value.

- D. At June 30, 2024, the Company had no investments where it was not practicable to estimate fair value.

**Note 21 – Other Items**

**C. Other Disclosures**

As a result of a transfer of ownership effective January 1, 2024, the Company has a new direct parent company, Talcott Resolution Life, Inc. ("TLI").

**Note 22 - Events Subsequent**

The Company had no material subsequent events through the filing date of August 14, 2024.

**Note 23 - Reinsurance**

No significant change.

**Note 24 - Retrospectively Rated Contracts & Contracts Subject to Redetermination**

**E. Risk-Sharing Provisions of the Affordable Care Act ("ACA")**

The Company had no accident and health insurance premiums that are subject to the Affordable Care Act risk-sharing provisions.

**Note 25 - Changes in Incurred Losses and Loss Adjustment Expenses**

The Company had no change to incurred losses or loss adjustment expenses.

**Note 26 - Intercompany Pooling Arrangements**

No significant change.

**Note 27 - Structured Settlements**

No significant change.

**Note 28 - Health Care Receivables**

No significant change.

**Note 29 - Participating Policies**

No significant change.

**Note 30 - Premium Deficiency Reserves**

No significant change.

**Note 31 - Reserves for Life Contracts and Deposit-Type Contracts**

No significant change.

**Note 32 - Analysis of Annuity Actuarial Reserves and Deposit Liabilities by Withdrawal Characteristics**

No significant change.

**Note 33 - Analysis of Life Actuarial Reserves by Withdrawal Characteristics**

No significant change.

**Note 34 - Premium and Annuity Considerations Deferred and Uncollected**

No significant change.

**Note 35 - Separate Accounts**

No significant change.

**Note 36 - Loss/Claim Adjustment Expenses**

No significant change.

# GENERAL INTERROGATORIES

## PART 1 - COMMON INTERROGATORIES

### GENERAL

- 1.1 Did the reporting entity experience any material transactions requiring the filing of Disclosure of Material Transactions with the State of Domicile, as required by the Model Act? ..... Yes [ ] No [ X ]
- 1.2 If yes, has the report been filed with the domiciliary state? ..... Yes [ ] No [ ]
- 2.1 Has any change been made during the year of this statement in the charter, by-laws, articles of incorporation, or deed of settlement of the reporting entity? ..... Yes [ ] No [ X ]
- 2.2 If yes, date of change: .....
- 3.1 Is the reporting entity a member of an Insurance Holding Company System consisting of two or more affiliated persons, one or more of which is an insurer? ..... Yes [ X ] No [ ]  
If yes, complete Schedule Y, Parts 1 and 1A.
- 3.2 Have there been any substantial changes in the organizational chart since the prior quarter end? ..... Yes [ X ] No [ ]
- 3.3 If the response to 3.2 is yes, provide a brief description of those changes.  
A new subsidiary entity, TC 3700M Member LLC, was incorporated on June 28, 2024 (100% owned by TL) .....
- 3.4 Is the reporting entity publicly traded or a member of a publicly traded group? ..... Yes [ ] No [ X ]
- 3.5 If the response to 3.4 is yes, provide the CIK (Central Index Key) code issued by the SEC for the entity/group. ....
- 4.1 Has the reporting entity been a party to a merger or consolidation during the period covered by this statement? ..... Yes [ ] No [ X ]
- 4.2 If yes, provide the name of the entity, NAIC Company Code, and state of domicile (use two letter state abbreviation) for any entity that has ceased to exist as a result of the merger or consolidation.

1 Name of Entity	2 NAIC Company Code	3 State of Domicile
.....	.....	.....

- 5. If the reporting entity is subject to a management agreement, including third-party administrator(s), managing general agent(s), attorney-in-fact, or similar agreement, have there been any significant changes regarding the terms of the agreement or principals involved? ..... Yes [ ] No [ X ] N/A [ ]  
If yes, attach an explanation.  
.....
- 6.1 State as of what date the latest financial examination of the reporting entity was made or is being made. .... 12/31/2022
- 6.2 State the as of date that the latest financial examination report became available from either the state of domicile or the reporting entity. This date should be the date of the examined balance sheet and not the date the report was completed or released. .... 12/31/2022
- 6.3 State as of what date the latest financial examination report became available to other states or the public from either the state of domicile or the reporting entity. This is the release date or completion date of the examination report and not the date of the examination (balance sheet date). .... 06/27/2024
- 6.4 By what department or departments?  
State of Connecticut Insurance Department .....
- 6.5 Have all financial statement adjustments within the latest financial examination report been accounted for in a subsequent financial statement filed with Departments? ..... Yes [ ] No [ ] N/A [ X ]
- 6.6 Have all of the recommendations within the latest financial examination report been complied with? ..... Yes [ ] No [ X ] N/A [ ]
- 7.1 Has this reporting entity had any Certificates of Authority, licenses or registrations (including corporate registration, if applicable) suspended or revoked by any governmental entity during the reporting period? ..... Yes [ ] No [ X ]
- 7.2 If yes, give full information:  
.....
- 8.1 Is the company a subsidiary of a bank holding company regulated by the Federal Reserve Board? ..... Yes [ ] No [ X ]
- 8.2 If response to 8.1 is yes, please identify the name of the bank holding company.  
.....
- 8.3 Is the company affiliated with one or more banks, thrifts or securities firms? ..... Yes [ X ] No [ ]
- 8.4 If response to 8.3 is yes, please provide below the names and location (city and state of the main office) of any affiliates regulated by a federal regulatory services agency [i.e. the Federal Reserve Board (FRB), the Office of the Comptroller of the Currency (OCC), the Federal Deposit Insurance Corporation (FDIC) and the Securities Exchange Commission (SEC)] and identify the affiliate's primary federal regulator.

1 Affiliate Name	2 Location (City, State)	3 FRB	4 OCC	5 FDIC	6 SEC
Talcott Resolution Distribution Company, Inc. ....	Hartford CT .....	...NO...	...NO...	...NO...	...YES...

## GENERAL INTERROGATORIES

- 9.1 Are the senior officers (principal executive officer, principal financial officer, principal accounting officer or controller, or persons performing similar functions) of the reporting entity subject to a code of ethics, which includes the following standards? ..... Yes [  ] No [  ]
- (a) Honest and ethical conduct, including the ethical handling of actual or apparent conflicts of interest between personal and professional relationships;
- (b) Full, fair, accurate, timely and understandable disclosure in the periodic reports required to be filed by the reporting entity;
- (c) Compliance with applicable governmental laws, rules and regulations;
- (d) The prompt internal reporting of violations to an appropriate person or persons identified in the code; and
- (e) Accountability for adherence to the code.
- 9.11 If the response to 9.1 is No, please explain:  
.....
- 9.2 Has the code of ethics for senior managers been amended? ..... Yes [  ] No [  ]
- 9.21 If the response to 9.2 is Yes, provide information related to amendment(s).  
.....
- 9.3 Have any provisions of the code of ethics been waived for any of the specified officers? ..... Yes [  ] No [  ]
- 9.31 If the response to 9.3 is Yes, provide the nature of any waiver(s).  
.....

### FINANCIAL

- 10.1 Does the reporting entity report any amounts due from parent, subsidiaries or affiliates on Page 2 of this statement? ..... Yes [  ] No [  ]
- 10.2 If yes, indicate any amounts receivable from parent included in the Page 2 amount: ..... \$ .....

### INVESTMENT

- 11.1 Were any of the stocks, bonds, or other assets of the reporting entity loaned, placed under option agreement, or otherwise made available for use by another person? (Exclude securities under securities lending agreements.) ..... Yes [  ] No [  ]
- 11.2 If yes, give full and complete information relating thereto:  
.....
12. Amount of real estate and mortgages held in other invested assets in Schedule BA: ..... \$ .....
13. Amount of real estate and mortgages held in short-term investments: ..... \$ .....
- 14.1 Does the reporting entity have any investments in parent, subsidiaries and affiliates? ..... Yes [  ] No [  ]
- 14.2 If yes, please complete the following:

	1 Prior Year-End Book/Adjusted Carrying Value	2 Current Quarter Book/Adjusted Carrying Value
14.21 Bonds .....	\$ .....	\$ .....
14.22 Preferred Stock .....	\$ .....	\$ .....
14.23 Common Stock .....	\$ .....	\$ .....
14.24 Short-Term Investments .....	\$ .....	\$ .....
14.25 Mortgage Loans on Real Estate .....	\$ .....	\$ .....
14.26 All Other .....	\$ .....	\$ .....
14.27 Total Investment in Parent, Subsidiaries and Affiliates (Subtotal Lines 14.21 to 14.26) .....	\$ .....	\$ .....
14.28 Total Investment in Parent included in Lines 14.21 to 14.26 above .....	\$ .....	\$ .....

- 15.1 Has the reporting entity entered into any hedging transactions reported on Schedule DB? ..... Yes [  ] No [  ]
- 15.2 If yes, has a comprehensive description of the hedging program been made available to the domiciliary state? ..... Yes [  ] No [  ] N/A [  ]  
If no, attach a description with this statement.  
.....
16. For the reporting entity's security lending program, state the amount of the following as of the current statement date:
- 16.1 Total fair value of reinvested collateral assets reported on Schedule DL, Parts 1 and 2. .... \$ .....
- 16.2 Total book/adjusted carrying value of reinvested collateral assets reported on Schedule DL, Parts 1 and 2 ..... \$ .....
- 16.3 Total payable for securities lending reported on the liability page. .... \$ .....

STATEMENT AS OF JUNE 30, 2024 OF THE AMERICAN MATURITY LIFE INSURANCE COMPANY  
**GENERAL INTERROGATORIES**

17. Excluding items in Schedule E - Part 3 - Special Deposits, real estate, mortgage loans and investments held physically in the reporting entity's offices, vaults or safety deposit boxes, were all stocks, bonds and other securities, owned throughout the current year held pursuant to a custodial agreement with a qualified bank or trust company in accordance with Section 1, III - General Examination Considerations, F. Outsourcing of Critical Functions, Custodial or Safekeeping Agreements of the NAIC Financial Condition Examiners Handbook? ..... Yes [ X ] No [ ]
- 17.1 For all agreements that comply with the requirements of the NAIC Financial Condition Examiners Handbook, complete the following:

1 Name of Custodian(s)	2 Custodian Address
JPMorgan Chase Bank N.A. ....	4 Chase Metro Tech Center 16th Floor Brooklyn NY 11245 .....

- 17.2 For all agreements that do not comply with the requirements of the NAIC Financial Condition Examiners Handbook, provide the name, location and a complete explanation:

1 Name(s)	2 Location(s)	3 Complete Explanation(s)
.....	.....	.....

- 17.3 Have there been any changes, including name changes, in the custodian(s) identified in 17.1 during the current quarter? ..... Yes [ ] No [ X ]
- 17.4 If yes, give full information relating thereto:

1 Old Custodian	2 New Custodian	3 Date of Change	4 Reason
.....	.....	.....	.....

- 17.5 Investment management – Identify all investment advisors, investment managers, broker/dealers, including individuals that have the authority to make investment decisions on behalf of the reporting entity. For assets that are managed internally by employees of the reporting entity, note as such. ["...that have access to the investment accounts"; "...handle securities"]

1 Name of Firm or Individual	2 Affiliation
Hartford Investment Management Company .....	U.....
Sixth Street Insurance Solutions, LP .....	A.....

- 17.5097 For those firms/individuals listed in the table for Question 17.5, do any firms/individuals unaffiliated with the reporting entity (i.e. designated with a "U") manage more than 10% of the reporting entity's invested assets?..... Yes [ X ] No [ ]

- 17.5098 For firms/individuals unaffiliated with the reporting entity (i.e. designated with a "U") listed in the table for Question 17.5, does the total assets under management aggregate to more than 50% of the reporting entity's invested assets?..... Yes [ X ] No [ ]

- 17.6 For those firms or individuals listed in the table for 17.5 with an affiliation code of "A" (affiliated) or "U" (unaffiliated), provide the information for the table below.

1 Central Registration Depository Number	2 Name of Firm or Individual	3 Legal Entity Identifier (LEI)	4 Registered With	5 Investment Management Agreement (IMA) Filed
106699 .....	Hartford Investment Management Company .....	FE0BULMG7PY8G4MG7C65 .....	SEC .....	DS.....
317703 .....	Sixth Street Insurance Solutions, LP .....	549300XV81PTBGKNG044 .....	SEC .....	DS.....

- 18.1 Have all the filing requirements of the Purposes and Procedures Manual of the NAIC Investment Analysis Office been followed? ..... Yes [ X ] No [ ]
- 18.2 If no, list exceptions: .....

19. By self-designating 5GI securities, the reporting entity is certifying the following elements for each self-designated 5GI security:
- a. Documentation necessary to permit a full credit analysis of the security does not exist or an NAIC CRP credit rating for an FE or PL security is not available.
  - b. Issuer or obligor is current on all contracted interest and principal payments.
  - c. The insurer has an actual expectation of ultimate payment of all contracted interest and principal.
- Has the reporting entity self-designated 5GI securities? ..... Yes [ X ] No [ ]

20. By self-designating PLGI securities, the reporting entity is certifying the following elements of each self-designated PLGI security:
- a. The security was purchased prior to January 1, 2018.
  - b. The reporting entity is holding capital commensurate with the NAIC Designation reported for the security.
  - c. The NAIC Designation was derived from the credit rating assigned by an NAIC CRP in its legal capacity as a NRSRO which is shown on a current private letter rating held by the insurer and available for examination by state insurance regulators.
  - d. The reporting entity is not permitted to share this credit rating of the PL security with the SVO.
- Has the reporting entity self-designated PLGI securities? ..... Yes [ X ] No [ ]

21. By assigning FE to a Schedule BA non-registered private fund, the reporting entity is certifying the following elements of each self-designated FE fund:
- a. The shares were purchased prior to January 1, 2019.
  - b. The reporting entity is holding capital commensurate with the NAIC Designation reported for the security.
  - c. The security had a public credit rating(s) with annual surveillance assigned by an NAIC CRP in its legal capacity as an NRSRO prior to January 1, 2019.
  - d. The fund only or predominantly holds bonds in its portfolio.
  - e. The current reported NAIC Designation was derived from the public credit rating(s) with annual surveillance assigned by an NAIC CRP in its legal capacity as an NRSRO.
  - f. The public credit rating(s) with annual surveillance assigned by an NAIC CRP has not lapsed.
- Has the reporting entity assigned FE to Schedule BA non-registered private funds that complied with the above criteria? ..... Yes [ ] No [ X ]

# GENERAL INTERROGATORIES

## PART 2 - LIFE AND ACCIDENT AND HEALTH COMPANIES/FRATERNAL BENEFIT SOCIETIES

**Life and Accident Health Companies/Fraternal Benefit Societies:**

1. Report the statement value of mortgage loans at the end of this reporting period for the following categories: 1  
Amount
- 1.1 Long-Term Mortgages In Good Standing
- 1.11 Farm Mortgages .....\$.....
- 1.12 Residential Mortgages .....\$.....
- 1.13 Commercial Mortgages .....\$.....
- 1.14 Total Mortgages in Good Standing .....\$.....
- 1.2 Long-Term Mortgages In Good Standing with Restructured Terms
- 1.21 Total Mortgages in Good Standing with Restructured Terms.....\$.....
- 1.3 Long-Term Mortgage Loans Upon which Interest is Overdue more than Three Months
- 1.31 Farm Mortgages .....\$.....
- 1.32 Residential Mortgages .....\$.....
- 1.33 Commercial Mortgages .....\$.....
- 1.34 Total Mortgages with Interest Overdue more than Three Months .....\$.....
- 1.4 Long-Term Mortgage Loans in Process of Foreclosure
- 1.41 Farm Mortgages .....\$.....
- 1.42 Residential Mortgages .....\$.....
- 1.43 Commercial Mortgages .....\$.....
- 1.44 Total Mortgages in Process of Foreclosure .....\$.....
- 1.5 Total Mortgage Loans (Lines 1.14 + 1.21 + 1.34 + 1.44) (Page 2, Column 3, Lines 3.1 + 3.2) .....\$.....
- 1.6 Long-Term Mortgages Foreclosed, Properties Transferred to Real Estate in Current Quarter
- 1.61 Farm Mortgages .....\$.....
- 1.62 Residential Mortgages .....\$.....
- 1.63 Commercial Mortgages .....\$.....
- 1.64 Total Mortgages Foreclosed and Transferred to Real Estate .....\$.....
2. Operating Percentages:
- 2.1 A&H loss percent ..... %
- 2.2 A&H cost containment percent ..... %
- 2.3 A&H expense percent excluding cost containment expenses ..... %
- 3.1 Do you act as a custodian for health savings accounts? ..... Yes [ ] No [ X ]
- 3.2 If yes, please provide the amount of custodial funds held as of the reporting date .....\$.....
- 3.3 Do you act as an administrator for health savings accounts? ..... Yes [ ] No [ X ]
- 3.4 If yes, please provide the balance of the funds administered as of the reporting date .....\$.....
4. Is the reporting entity licensed or chartered, registered, qualified, eligible or writing business in at least two states? ..... Yes [ X ] No [ ]
- 4.1 If no, does the reporting entity assume reinsurance business that covers risks residing in at least one state other than the state of domicile of the reporting entity? ..... Yes [ ] No [ ]

**Fraternal Benefit Societies Only:**

- 5.1 In all cases where the reporting entity has assumed accident and health risks from another company, provisions should be made in this statement on account of such reinsurances for reserve equal to that which the original company would have been required to establish had it retained the risks. Has this been done? ..... Yes [ ] No [ ] N/A [ ]
- 5.2 If no, explain:  
.....
- 6.1 Does the reporting entity have outstanding assessments in the form of liens against policy benefits that have increased surplus? ..... Yes [ ] No [ ]
- 6.2 If yes, what is the date(s) of the original lien and the total outstanding balance of liens that remain in surplus?

Date	Outstanding Lien Amount
.....	.....

**SCHEDULE S - CEDED REINSURANCE**

Showing All New Reinsurance Treaties - Current Year to Date

1 NAIC Company Code	2 ID Number	3 Effective Date	4 Name of Reinsurer	5 Domiciliary Jurisdiction	6 Type of Reinsurance Ceded	7 Type of Business Ceded	8 Type of Reinsurer	9 Certified Reinsurer Rating (1 through 6)	10 Effective Date of Certified Reinsurer Rating
<b>NONE</b>									



STATEMENT AS OF JUNE 30, 2024 OF THE AMERICAN MATURITY LIFE INSURANCE COMPANY  
**SCHEDULE T - PREMIUMS AND ANNUITY CONSIDERATIONS**

Current Year To Date - Allocated by States and Territories

States, Etc.	1 Active Status (a)	Life Contracts		Direct Business Only			
		2	3	4	5	6	7
		Life Insurance Premiums	Annuity Considerations	Accident and Health Insurance Premiums, Including Policy, Membership and Other Fees	Other Considerations	Total Columns 2 Through 5	Deposit-Type Contracts
1. Alabama	AL	L					
2. Alaska	AK	L			600	600	
3. Arizona	AZ	L					
4. Arkansas	AR	L					
5. California	CA	L					
6. Colorado	CO	L					
7. Connecticut	CT	L					
8. Delaware	DE	L					
9. District of Columbia	DC	L					
10. Florida	FL	L					
11. Georgia	GA	L					
12. Hawaii	HI	L					
13. Idaho	ID	L					
14. Illinois	IL	L					
15. Indiana	IN	L					
16. Iowa	IA	L					
17. Kansas	KS	L					
18. Kentucky	KY	L					
19. Louisiana	LA	L					
20. Maine	ME	L					
21. Maryland	MD	L			3,000	3,000	
22. Massachusetts	MA	L					
23. Michigan	MI	L					
24. Minnesota	MN	L					
25. Mississippi	MS	L					
26. Missouri	MO	L					
27. Montana	MT	L					
28. Nebraska	NE	L					
29. Nevada	NV	L			1,200	1,200	
30. New Hampshire	NH	L					
31. New Jersey	NJ	L					
32. New Mexico	NM	L					
33. New York	NY	L			250	250	
34. North Carolina	NC	L					
35. North Dakota	ND	L					
36. Ohio	OH	L					
37. Oklahoma	OK	L					
38. Oregon	OR	L					
39. Pennsylvania	PA	L					
40. Rhode Island	RI	L					
41. South Carolina	SC	L					
42. South Dakota	SD	L					
43. Tennessee	TN	L					
44. Texas	TX	L	19,918		400	20,318	
45. Utah	UT	L					
46. Vermont	VT	L					
47. Virginia	VA	L					
48. Washington	WA	L					
49. West Virginia	WV	L					
50. Wisconsin	WI	L					
51. Wyoming	WY	L					
52. American Samoa	AS	N					
53. Guam	GU	N					
54. Puerto Rico	PR	N					
55. U.S. Virgin Islands	VI	N					
56. Northern Mariana Islands	MP	N					
57. Canada	CAN	N					
58. Aggregate Other Aliens	OT	XXX					
59. Subtotal	XXX		19,918		5,450	25,368	
90. Reporting entity contributions for employee benefits plans	XXX						
91. Dividends or refunds applied to purchase paid-up additions and annuities	XXX						
92. Dividends or refunds applied to shorten endowment or premium paying period	XXX						
93. Premium or annuity considerations waived under disability or other contract provisions	XXX						
94. Aggregate or other amounts not allocable by State	XXX						
95. Totals (Direct Business)	XXX		19,918		5,450	25,368	
96. Plus Reinsurance Assumed	XXX						
97. Totals (All Business)	XXX		19,918		5,450	25,368	
98. Less Reinsurance Ceded	XXX		19,918		4,000	23,918	
99. Totals (All Business) less Reinsurance Ceded	XXX				1,450	1,450	
DETAILS OF WRITE-INS							
58001.	XXX						
58002.	XXX						
58003.	XXX						
58998. Summary of remaining write-ins for Line 58 from overflow page	XXX						
58999. Totals (Lines 58001 through 58003 plus 58998)(Line 58 above)	XXX						
9401.	XXX						
9402.	XXX						
9403.	XXX						
9498. Summary of remaining write-ins for Line 94 from overflow page	XXX						
9499. Totals (Lines 9401 through 9403 plus 9498)(Line 94 above)	XXX						

(a) Active Status Counts:

- |  |  |
|--|--|
| 1. L - Licensed or Chartered - Licensed insurance carrier or domiciled RRG..... 51                 | 4. Q - Qualified - Qualified or accredited reinsurer.....                    |
| 2. R - Registered - Non-domiciled RRGs.....  | 5. N - None of the above - Not allowed to write business in the state..... 6 |
| 3. E - Eligible - Reporting entities eligible or approved to write surplus lines in the state..... |  |

## SCHEDULE Y - INFORMATION CONCERNING ACTIVITIES OF INSURER MEMBERS OF A HOLDING COMPANY GROUP

### PART 1 - ORGANIZATIONAL CHART

Names of Parent, Subsidiaries or Affiliates	Domiciliary Location	NAIC Company Code	ID Number	Directly Controlled By	Ownership Percentage
Alan Waxman (member of TAO Insurance Holdings, LLC) <sup>1</sup>					
Sixth Street Advisers, LLC	DE		45-2553330	Ultimate Indirect control by Alan Waxman	
Sixth Street TAO Management, LLC	DE		90-1019036		
Sixth Street Insurance GP Holdco, LLC	DE				
Sixth Street Insurance Solutions, L.P.	DE		87-0910021		
Cadence ALM GP Holdco, LLC	DE		87-0910936	Ultimate Indirect control by Alan Waxman	
Sixth Street Insurance Solutions ALM, L.P.	DE		86-2807598		
Cadence Services US, LLC	DE		86-2807499		
Anthony Michael Muscolino (managing member of TAO Insurance Holdings, LLC)					
TAO Insurance Holdings, LLC <sup>2</sup>	DE		86-1594781		
TAO Sutton Holdings, LLC <sup>2,3</sup>	CYM		98-1578722	TAO Insurance Holdings, LLC	100%
Talcott Financial Group Investments, LLC	BMU		98-1578678	TAO Sutton Holdings, LLC	100%
Talcott Financial Group, Ltd.	BMU		98-1578697	Talcott Financial Group Investments, LLC	100%
Talcott Re FinCo, Ltd.	BMU		98-1673007	Talcott Financial Group, Ltd.	100%
Talcott Re Holdings, Ltd.	BMU		98-1673064	Talcott Re FinCo, Ltd.	100%
Talcott Life Re, Ltd.	BMU		98-1625692	Talcott Re Holdings, Ltd.	100%
Talcott Life & Annuity Re, Ltd.	CYM		98-1652614	Talcott Re Holdings, Ltd.	100%
Sutton Cayman Holdings, Ltd.	CYM			Talcott Re Holdings, Ltd.	100%
Talcott Financial Group GP, LLC	DE		86-1856539	Talcott Financial Group, Ltd.	100%
Talcott Holdings, L.P.	DE		82-3930622	Talcott Financial Group GP, LLC	100%
Talcott Acquisition, Inc.	DE		82-3950446	Talcott Holdings, L.P.	100%
Talcott Resolution Life, Inc.	DE		06-1470915	Talcott Acquisition, Inc.	100%
American Maturity Life Insurance Company	CT	81213	06-1422508	Talcott Resolution Life, Inc.	100%
TR Re Ltd.	BMU		98-1627971	Talcott Resolution Life, Inc.	100%
Talcott Administration Services Company, LLC	DE		45-4036343	TR Re, Ltd.	100%
LIAS Administration Fee Issuer LLC	DE			Talcott Administration Services Company, LLC	100%
Talcott Resolution Life Insurance Company	CT	88072	06-0974148	TR Re, Ltd.	100%
TC 3700M Member LLC	DE			Talcott Resolution Life Insurance Company	100%
Talcott Resolution Life and Annuity Insurance Company	CT	71153	39-1052598	Talcott Resolution Life Insurance Company	100%
Talcott Resolution Distribution Company, Inc.	CT		06-1408044	Talcott Resolution Life and Annuity Insurance Company	100%
Talcott Resolution Comprehensive Employee Benefit Service Company	CT		06-1120503	Talcott Resolution Life and Annuity Insurance Company	100%
Talcott Resolution International Life Reassurance Corporation	CT	93505	06-1207332	Talcott Resolution Life Insurance Company	100%
21 Church Street R, LLC	DE		83-2918805	Talcott Resolution Life Insurance Company	100%
Talcott US Holdings, Ltd.	BMU			Talcott Financial Group, Ltd.	100%

<sup>1</sup> Pursuant to the operating agreement of TAO Insurance Holdings, LLC, Alan Waxman, as a member of TAO Insurance Holdings, LLC, has the authority to appoint the managing member of TAO Insurance Holdings, LLC and has appointed A. Michael Muscolino.

<sup>2</sup> TAO Insurance Holdings, LLC is the managing member of TAO Sutton Parent, LLC, which in turn is a non-voting member of TAO Sutton Holdings, LLC. Sixth Street TAO Partners, L.P., Sixth Street TAO Partners (A), L.P., Sixth Street TAO Partners (B), L.P., Sixth Street TAO Partners (C), L.P., Sixth Street TAO Partners (D), L.P., Sixth Street TAO Partners (E), L.P., Sixth Street TAO Partners (F), L.P., Super TAO MA, L.P., Super TAO Contingent MA, L.P., Knight TAO, L.P., and PSERS TAO Partners Parallel Fund, L.P. (collectively, "Sixth Street TAO") are non-voting members of TAO Sutton Parent, LLC. Certain of the entities that comprise Sixth Street TAO are indirect owners of Klaverblad Levensverzekering N.V., Lifetri Uitvaartverzekeringen N.V., and Lifetri Verzekeringen N.V.

<sup>3</sup> In addition to Sixth Street TAO, certain investors ("Co-Investors") invested in the Domestic Insurers outside of Sixth Street TAO. All Co-Investors are passive investors and do not own any voting securities of the Domestic Insurers or of any of the other entities in this organizational chart and do not have the ability to appoint directors of Talcott Financial Group Investments, LLC or the Domestic Insurers.

STATEMENT AS OF JUNE 30, 2024 OF THE AMERICAN MATURITY LIFE INSURANCE COMPANY

**SCHEDULE Y**  
**PART 1A - DETAIL OF INSURANCE HOLDING COMPANY SYSTEM**

1	2	3	4	5	6	7	8	9	10	11	12	13	14	15	16
Group Code	Group Name	NAIC Company Code	ID Number	Federal RSSD	CIK	Name of Securities Exchange if Publicly Traded (U.S. or International)	Names of Parent, Subsidiaries Or Affiliates	Domi-ciliary Loca-tion	Relation-ship to Reporting Entity	Directly Controlled by (Name of Entity/Person)	Type of Control (Ownership, Board, Management, Attorney-in-Fact, Influence, Other)	If Control is Ownership Provide Percen-tage	Ultimate Controlling Entity(ies)/Person(s)	Is an SCA Filing Re-quired? (Yes/No)	*
. 4926	Talcott Holdings Grp	00000	86-1856539				Talcott Financial Group GP, LLC	DE	UIP	Talcott Financial Group, Ltd.	Ownership	100.000	A. Michael Muscolino/Alan Waxman	NO	
. 4926	Talcott Holdings Grp	00000	82-3930622				Talcott Holdings, LP	DE	UIP	Talcott Financial Group GP, LLC	Ownership	100.000	A. Michael Muscolino/Alan Waxman	NO	
. 4926	Talcott Holdings Grp	00000	82-3950446				Talcott Acquisition, Inc.	DE	UIP	Talcott Holdings, LP	Ownership	100.000	A. Michael Muscolino/Alan Waxman	NO	
. 4926	Talcott Holdings Grp	00000	06-1470915		0001032204		Talcott Resolution Life, Inc.	DE	UDP	Talcott Acquisition, Inc.	Ownership	100.000	A. Michael Muscolino/Alan Waxman	NO	
. 4926	Talcott Holdings Grp	81213	06-1422508				American Maturity Life Insurance Company	CT	RE	Talcott Resolution Life, Inc.	Ownership	100.000	A. Michael Muscolino/Alan Waxman	NO	
. 4926	Talcott Holdings Grp	00000	95-1627971				TR Re Ltd.		IA	Talcott Resolution Life, Inc.	Ownership	100.000	A. Michael Muscolino/Alan Waxman	NO	
							Talcott Administration Services Company, LLC								
. 4926	Talcott Holdings Grp	00000	45-4036343					DE	NIA	TR Re Ltd.	Ownership	100.000	A. Michael Muscolino/Alan Waxman	NO	
. 4926	Talcott Holdings Grp	00000					LIAS Administration Fee Issuer LLC	DE	NIA	LLC	Ownership	100.000	A. Michael Muscolino/Alan Waxman	NO	
. 4926	Talcott Holdings Grp	88072	06-0974148		0000045947		Talcott Resolution Life Insurance Company	CT	IA	TR Re, Ltd.	Ownership	100.000	A. Michael Muscolino/Alan Waxman	NO	
							Talcott Resolution International Life Reassurance Corporation	CT	IA	Talcott Resolution Life Insurance Company	Ownership	100.000	A. Michael Muscolino/Alan Waxman	NO	
. 4926	Talcott Holdings Grp	93505	06-1207332				21 Church Street R, LLC	DE	NIA	Talcott Resolution Life Insurance Company	Ownership	100.000	A. Michael Muscolino/Alan Waxman	NO	
. 4926	Talcott Holdings Grp	00000	83-2918805				TC 3700M Member LLC	DE	NIA	Talcott Resolution Life Insurance Company	Ownership	100.000	A. Michael Muscolino/Alan Waxman	NO	
							Talcott Resolution Life and Annuity Insurance Company								
. 4926	Talcott Holdings Grp	71153	39-1052598				Talcott Resolution Comprehensive Employee Benefit Service Company	CT	IA	Talcott Resolution Life Insurance Company	Ownership	100.000	A. Michael Muscolino/Alan Waxman	NO	
. 4926	Talcott Holdings Grp	00000	06-1120503					CT	NIA	Insurance Company	Ownership	100.000	A. Michael Muscolino/Alan Waxman	YES	
. 4926	Talcott Holdings Grp	00000	06-1408044		0000940622		Talcott Resolution Distribution Company	CT	NIA	Insurance Company	Ownership	100.000	A. Michael Muscolino/Alan Waxman	YES	

Asterisk	Explanation
----------	-------------

# SUPPLEMENTAL EXHIBITS AND SCHEDULES INTERROGATORIES

The following supplemental reports are required to be filed as part of your statement filing. However, in the event that your company does not transact the type of business for which the special report must be filed, your response of NO to the specific interrogatory will be accepted in lieu of filing a "NONE" report and a bar code will be printed below. If the supplement is required of your company but is not being filed for whatever reason enter SEE EXPLANATION and provide an explanation following the interrogatory questions.

	Response
1. Will the Trusteed Surplus Statement be filed with the state of domicile and the NAIC with this statement? .....	NO
2. Will the Medicare Part D Coverage Supplement be filed with the state of domicile and the NAIC with this statement? .....	NO
3. Will the Reasonableness of Assumptions Certification required by Actuarial Guideline XXXV be filed with the state of domicile and electronically with the NAIC? .....	NO
4. Will the Reasonableness and Consistency of Assumptions Certification required by Actuarial Guideline XXXV be filed with the state of domicile and electronically with the NAIC? .....	NO
5. Will the Reasonableness of Assumptions Certification for Implied Guaranteed Rate Method required by Actuarial Guideline XXXVI be filed with the state of domicile and electronically with the NAIC? .....	NO
6. Will the Reasonableness and Consistency of Assumptions Certification required by Actuarial Guideline XXXVI (Updated Average Market Value) be filed with the state of domicile and electronically with the NAIC? .....	NO
7. Will the Reasonableness and Consistency of Assumptions Certification required by Actuarial Guideline XXXVI (Updated Market Value) be filed with the state of domicile and electronically with the NAIC? .....	NO
8. Will the Life PBR Statement of Exemption be filed with the state of domicile by July 1st and electronically with the NAIC with the second quarterly filing per the Valuation Manual (by August 15)? (2nd Quarter Only) The response for 1st and 3rd quarters should be N/A. A NO response resulting with a bar code is only appropriate in the 2nd quarter. In the case of an ongoing statement of exemption, enter "SEE EXPLANATION" and provide as an explanation that the company is utilizing an ongoing statement of exemption. ....	NO










**AUGUST FILING**

9. Will the regulator-only (non-public) Communication of Internal Control Related Matters Noted in Audit be filed with the state of domicile and electronically with the NAIC (as a regulator-only non-public document) by August 1? The response for 1st and 3rd quarters should be N/A. A NO response resulting with a bar code is only appropriate in the 2nd quarter. ....	NO
--	----

Explanation:

1. This supplement is not applicable for this company.
2. This supplement is not applicable for this company.
3. This supplement is not applicable for this company.
4. This supplement is not applicable for this company.
5. This supplement is not applicable for this company.
6. This supplement is not applicable for this company.
7. This supplement is not applicable for this company.
- 8.
- 9.

Bar Code:

1. Trusteed Surplus Statement [Document Identifier 490]	
2. Medicare Part D Coverage Supplement [Document Identifier 365]	
3. Reasonableness of Assumptions Certification required by Actuarial Guideline XXXV [Document Identifier 445]	
4. Reasonableness and Consistency of Assumptions Certification required by Actuarial Guideline XXXV [Document Identifier 446]	
5. Reasonableness of Assumptions Certification for Implied Guaranteed Rate Method required by Actuarial Guideline XXXVI [Document Identifier 447]	
6. Reasonableness and Consistency of Assumptions Certification required by Actuarial Guideline XXXVI [Document Identifier 448]	
7. Reasonableness and Consistency of Assumptions Certification required by Actuarial Guideline XXXVI (Updated Market Value) [Document Identifier 449]	
8. Life PBR Statement of Exemption (2nd Quarter Only) [Document Identifier 700]	
9. Communication of Internal Control Related Matters Noted in Audit (2nd Quarter Only) [Document Identifier 222]	

**NONE**

STATEMENT AS OF JUNE 30, 2024 OF THE AMERICAN MATURITY LIFE INSURANCE COMPANY

**SCHEDULE A - VERIFICATION**

Real Estate

	1 Year to Date	2 Prior Year Ended December 31
1. Book/adjusted carrying value, December 31 of prior year .....		
2. Cost of acquired:		
2.1 Actual cost at time of acquisition .....		
2.2 Additional investment made after acquisition .....		
3. Current year change in encumbrances .....		
4. Total gain (loss) on disposals .....		
5. Deduct amounts received on disposals .....		
6. Total foreign exchange change in book/adjusted carrying value .....		
7. Deduct current year's other than temporary impairment recognized .....		
8. Deduct current year's depreciation .....		
9. Book/adjusted carrying value at the end of current period (Lines 1+2+3+4-5+6-7-8) .....		
10. Deduct total nonadmitted amounts .....		
11. Statement value at end of current period (Line 9 minus Line 10)		

**NONE**

**SCHEDULE B - VERIFICATION**

Mortgage Loans

	1 Year to Date	2 Prior Year Ended December 31
1. Book value/recorded investment excluding accrued interest, December 31 of prior year .....		
2. Cost of acquired:		
2.1 Actual cost at time of acquisition .....		
2.2 Additional investment made after acquisition .....		
3. Capitalized deferred interest and other .....		
4. Accrual of discount .....		
5. Unrealized valuation increase/(decrease) .....		
6. Total gain (loss) on disposals .....		
7. Deduct amounts received on disposals .....		
8. Deduct amortization of premium and mortgage interest paid and commitment fees .....		
9. Total foreign exchange change in book value/recorded investment excluding accrued interest .....		
10. Deduct current year's other than temporary impairment recognized .....		
11. Book value/recorded investment excluding accrued interest at end of current period (Lines 1+2+3+4+5+6-7-8+9-10) .....		
12. Total valuation allowance .....		
13. Subtotal (Line 11 plus Line 12) .....		
14. Deduct total nonadmitted amounts .....		
15. Statement value at end of current period (Line 13 minus Line 14)		

**NONE**

**SCHEDULE BA - VERIFICATION**

Other Long-Term Invested Assets

	1 Year to Date	2 Prior Year Ended December 31
1. Book/adjusted carrying value, December 31 of prior year .....		
2. Cost of acquired:		
2.1 Actual cost at time of acquisition .....		
2.2 Additional investment made after acquisition .....		
3. Capitalized deferred interest and other .....		
4. Accrual of discount .....		
5. Unrealized valuation increase/(decrease) .....		
6. Total gain (loss) on disposals .....		
7. Deduct amounts received on disposals .....		
8. Deduct amortization of premium and depreciation .....		
9. Total foreign exchange change in book/adjusted carrying value .....		
10. Deduct current year's other than temporary impairment recognized .....		
11. Book/adjusted carrying value at end of current period (Lines 1+2+3+4+5+6-7-8+9-10) .....		
12. Deduct total nonadmitted amounts .....		
13. Statement value at end of current period (Line 11 minus Line 12)		

**NONE**

**SCHEDULE D - VERIFICATION**

Bonds and Stocks

	1 Year to Date	2 Prior Year Ended December 31
1. Book/adjusted carrying value of bonds and stocks, December 31 of prior year .....	16,143,649	50,500,326
2. Cost of bonds and stocks acquired .....	791,188	5,340,773
3. Accrual of discount .....	18,185	721,364
4. Unrealized valuation increase/(decrease) .....		
5. Total gain (loss) on disposals .....		(385,565)
6. Deduct consideration for bonds and stocks disposed of .....	2,275,000	40,026,234
7. Deduct amortization of premium .....	2,778	7,015
8. Total foreign exchange change in book/adjusted carrying value .....		
9. Deduct current year's other than temporary impairment recognized .....		
10. Total investment income recognized as a result of prepayment penalties and/or acceleration fees .....		
11. Book/adjusted carrying value at end of current period (Lines 1+2+3+4+5-6-7+8-9+10) .....	14,675,244	16,143,649
12. Deduct total nonadmitted amounts .....		
13. Statement value at end of current period (Line 11 minus Line 12)	14,675,244	16,143,649

STATEMENT AS OF JUNE 30, 2024 OF THE AMERICAN MATURITY LIFE INSURANCE COMPANY

**SCHEDULE D - PART 1B**

Showing the Acquisitions, Dispositions and Non-Trading Activity  
During the Current Quarter for all Bonds and Preferred Stock by NAIC Designation

NAIC Designation	1 Book/Adjusted Carrying Value Beginning of Current Quarter	2 Acquisitions During Current Quarter	3 Dispositions During Current Quarter	4 Non-Trading Activity During Current Quarter	5 Book/Adjusted Carrying Value End of First Quarter	6 Book/Adjusted Carrying Value End of Second Quarter	7 Book/Adjusted Carrying Value End of Third Quarter	8 Book/Adjusted Carrying Value December 31 Prior Year
<b>BONDS</b>								
1. NAIC 1 (a) .....	16,152,232	2,548,733	2,348,390	10,143	16,152,232	16,362,718		16,143,649
2. NAIC 2 (a) .....								
3. NAIC 3 (a) .....								
4. NAIC 4 (a) .....								
5. NAIC 5 (a) .....								
6. NAIC 6 (a) .....								
7. Total Bonds	16,152,232	2,548,733	2,348,390	10,143	16,152,232	16,362,718		16,143,649
<b>PREFERRED STOCK</b>								
8. NAIC 1 .....								
9. NAIC 2 .....								
10. NAIC 3 .....								
11. NAIC 4 .....								
12. NAIC 5 .....								
13. NAIC 6 .....								
14. Total Preferred Stock .....								
15. Total Bonds and Preferred Stock	16,152,232	2,548,733	2,348,390	10,143	16,152,232	16,362,718		16,143,649

(a) Book/Adjusted Carrying Value column for the end of the current reporting period includes the following amount of short-term and cash equivalent bonds by NAIC designation:

NAIC 1 \$ 1,687,474 ; NAIC 2 \$ ; NAIC 3 \$ ; NAIC 4 \$ ; NAIC 5 \$ ; NAIC 6 \$

S102

**SCHEDULE DA - PART 1**

Short-Term Investments

	1 Book/Adjusted Carrying Value	2 Par Value	3 Actual Cost	4 Interest Collected Year-to-Date	5 Paid for Accrued Interest Year-to-Date
7709999999 Totals	1,687,474	xxx	1,684,233		

**SCHEDULE DA - VERIFICATION**

Short-Term Investments

	1 Year To Date	2 Prior Year Ended December 31
1. Book/adjusted carrying value, December 31 of prior year .....		
2. Cost of short-term investments acquired .....	1,757,545	
3. Accrual of discount .....	3,319	
4. Unrealized valuation increase/(decrease) .....		
5. Total gain (loss) on disposals .....	49	
6. Deduct consideration received on disposals .....	73,438	
7. Deduct amortization of premium .....		
8. Total foreign exchange change in book/adjusted carrying value .....		
9. Deduct current year's other than temporary impairment recognized .....		
10. Book/adjusted carrying value at end of current period (Lines 1+2+3+4+5-6-7+8-9) .....	1,687,474	
11. Deduct total nonadmitted amounts .....		
12. Statement value at end of current period (Line 10 minus Line 11)	1,687,474	



Schedule DB - Part A - Verification - Options, Caps, Floors, Collars, Swaps and Forwards

**N O N E**

Schedule DB - Part B - Verification - Futures Contracts

**N O N E**

Schedule DB - Part C - Section 1 - Replication (Synthetic Asset) Transactions (RSATs) Open

**N O N E**

Schedule DB-Part C-Section 2-Reconciliation of Replication (Synthetic Asset) Transactions Open

**N O N E**

Schedule DB - Verification - Book/Adjusted Carrying Value, Fair Value and Potential Exposure of  
Derivatives

**N O N E**

STATEMENT AS OF JUNE 30, 2024 OF THE AMERICAN MATURITY LIFE INSURANCE COMPANY

**SCHEDULE E - PART 2 - VERIFICATION**

(Cash Equivalents)

	1	2
	Year To Date	Prior Year Ended December 31
1. Book/adjusted carrying value, December 31 of prior year .....		
2. Cost of cash equivalents acquired .....	352,187	201,593,418
3. Accrual of discount .....	1,740	178,488
4. Unrealized valuation increase/(decrease) .....		
5. Total gain (loss) on disposals .....		(798)
6. Deduct consideration received on disposals .....	353,927	201,771,108
7. Deduct amortization of premium .....		
8. Total foreign exchange change in book/adjusted carrying value .....		
9. Deduct current year's other than temporary impairment recognized .....		
10. Book/adjusted carrying value at end of current period (Lines 1+2+3+4+5-6-7+8-9) .....		
11. Deduct total nonadmitted amounts .....		
12. Statement value at end of current period (Line 10 minus Line 11)		

Schedule A - Part 2 - Real Estate Acquired and Additions Made

**N O N E**

Schedule A - Part 3 - Real Estate Disposed

**N O N E**

Schedule B - Part 2 - Mortgage Loans Acquired and Additions Made

**N O N E**

Schedule B - Part 3 - Mortgage Loans Disposed, Transferred or Repaid

**N O N E**

Schedule BA - Part 2 - Other Long-Term Invested Assets Acquired and Additions Made

**N O N E**

Schedule BA - Part 3 - Other Long-Term Invested Assets Disposed, Transferred or Repaid

**N O N E**

STATEMENT AS OF JUNE 30, 2024 OF THE AMERICAN MATURITY LIFE INSURANCE COMPANY

**SCHEDULE D - PART 3**

Show All Long-Term Bonds and Stock Acquired During the Current Quarter

1 CUSIP Identification	2 Description	3 Foreign	4 Date Acquired	5 Name of Vendor	6 Number of Shares of Stock	7 Actual Cost	8 Par Value	9 Paid for Accrued Interest and Dividends	10 NAIC Designation, NAIC Designation Modifier and SVO Admini- strative Symbol
91282C-JJ-1	UNITED STATES TREASURY		05/02/2024	Citigroup (SSB)		791,188	800,000	16,813	1.A
0109999999. Subtotal - Bonds - U.S. Governments						791,188	800,000	16,813	XXX
2509999997. Total - Bonds - Part 3						791,188	800,000	16,813	XXX
2509999998. Total - Bonds - Part 5						XXX	XXX	XXX	XXX
2509999999. Total - Bonds						791,188	800,000	16,813	XXX
4509999997. Total - Preferred Stocks - Part 3							XXX		XXX
4509999998. Total - Preferred Stocks - Part 5						XXX	XXX	XXX	XXX
4509999999. Total - Preferred Stocks							XXX		XXX
5989999997. Total - Common Stocks - Part 3							XXX		XXX
5989999998. Total - Common Stocks - Part 5						XXX	XXX	XXX	XXX
5989999999. Total - Common Stocks							XXX		XXX
5999999999. Total - Preferred and Common Stocks							XXX		XXX
6009999999 - Totals						791,188	XXX	16,813	XXX

E04

STATEMENT AS OF JUNE 30, 2024 OF THE AMERICAN MATURITY LIFE INSURANCE COMPANY

**SCHEDULE D - PART 4**

Show All Long-Term Bonds and Stock Sold, Redeemed or Otherwise Disposed of During the Current Quarter

1	2	3	4	5	6	7	8	9	10	Change In Book/Adjusted Carrying Value					16	17	18	19	20	21	22	
										11	12	13	14	15								
CUSIP Identification	Description	Foreign	Disposal Date	Name of Purchaser	Number of Shares of Stock	Consideration	Par Value	Actual Cost	Prior Year Book/Adjusted Carrying Value	Unrealized Valuation Increase/(Decrease)	Current Year's (Amortization)/Accretion	Other Than Temporary Impairment Recognized	Total Change in Book/Adjusted Carrying Value (11 + 12 - 13)	Total Foreign Exchange Change in Book /Adjusted Carrying Value	Book/Adjusted Carrying Value at Disposal Date	Foreign Exchange Gain (Loss) on Disposal	Realized Gain (Loss) on Disposal	Total Gain (Loss) on Disposal	Bond Interest/Stock Dividends Received During Year	Stated Contractual Maturity Date	NAIC Designation, NAIC Designation Modifier and SVO Administrative Symbol	
..912828-6R-6	UNITED STATES TREASURY .....	.....	04/30/2024	Maturity @ 100.00 .....	.....	525,000	525,000	517,822	523,996	.....	1,339	.....	1,339	.....	525,000	.....	.....	.....	5,906	04/30/2024	1.A .....	
..912820-ER-8	UNITED STATES TREASURY .....	.....	05/31/2024	Maturity @ 100.00 .....	.....	1,750,000	1,750,000	1,721,221	1,743,793	.....	6,207	.....	6,207	.....	1,750,000	.....	.....	.....	21,875	05/31/2024	1.A .....	
0109999999. Subtotal - Bonds - U.S. Governments						2,275,000	2,275,000	2,239,043	2,267,789		7,546		7,546		2,275,000				27,781	XXX	XXX	
2509999997. Total - Bonds - Part 4						2,275,000	2,275,000	2,239,043	2,267,789		7,546		7,546		2,275,000				27,781	XXX	XXX	
2509999998. Total - Bonds - Part 5						XXX	XXX	XXX	XXX	XXX	XXX	XXX	XXX	XXX	XXX	XXX	XXX	XXX	XXX	XXX	XXX	XXX
2509999999. Total - Bonds						2,275,000	2,275,000	2,239,043	2,267,789		7,546		7,546		2,275,000				27,781	XXX	XXX	
4509999997. Total - Preferred Stocks - Part 4							XXX														XXX	XXX
4509999998. Total - Preferred Stocks - Part 5							XXX														XXX	XXX
4509999999. Total - Preferred Stocks							XXX														XXX	XXX
5989999997. Total - Common Stocks - Part 4							XXX														XXX	XXX
5989999998. Total - Common Stocks - Part 5							XXX														XXX	XXX
5989999999. Total - Common Stocks							XXX														XXX	XXX
5999999999. Total - Preferred and Common Stocks							XXX														XXX	XXX
6009999999 - Totals						2,275,000	XXX	2,239,043	2,267,789		7,546		7,546		2,275,000				27,781	XXX	XXX	

E05

Schedule DB - Part A - Section 1 - Options, Caps, Floors, Collars, Swaps and Forwards Open

**N O N E**

Schedule DB - Part B - Section 1 - Futures Contracts Open

**N O N E**

Schedule DB - Part B - Section 1B - Brokers with whom cash deposits have been made

**N O N E**

Schedule DB - Part D - Section 1 - Counterparty Exposure for Derivative Instruments Open

**N O N E**

Schedule DB - Part D-Section 2 - Collateral for Derivative Instruments Open - Pledged By

**N O N E**

Schedule DB - Part D-Section 2 - Collateral for Derivative Instruments Open - Pledged To

**N O N E**

Schedule DB - Part E - Derivatives Hedging Variable Annuity Guarantees

**N O N E**

Schedule DL - Part 1 - Reinvested Collateral Assets Owned

**N O N E**

Schedule DL - Part 2 - Reinvested Collateral Assets Owned

**N O N E**

### SCHEDULE E - PART 1 - CASH

Month End Depository Balances

1  Depository	2  Code	3  Rate of Interest	4  Amount of Interest Received During Current Quarter	5  Amount of Interest Accrued at Current Statement Date	Book Balance at End of Each Month During Current Quarter			9  *
					6  First Month	7  Second Month	8  Third Month	
Bank of America ..... New York, NY .....	.....	0.000	.....	.....	.....	39,208	.....92	..XXX.
JP Morgan Chase Bank N.A ..... New York, NY .....	.....	0.000	.....	.....	903,969	93,030	.....93,030	..XXX.
JP Morgan Chase Bank N.A ..... New York, NY .....	.....	0.000	.....	.....	.....	67,230	.....53,770	..XXX.
JP Morgan Chase Bank N.A ..... New York, NY .....	.....	0.000	.....	.....	.....	94,158	.....94,158	..XXX.
0199998. Deposits in ... 4 depositories that do not exceed the allowable limit in any one depository (See instructions) - Open Depositories	XXX	XXX	.....	.....	126,046	99,852	.....	XXX
0199999. Totals - Open Depositories	XXX	XXX	.....	.....	1,030,015	393,478	241,050	XXX
0299998. Deposits in ... depositories that do not exceed the allowable limit in any one depository (See instructions) - Suspended Depositories	XXX	XXX	.....	.....	.....	.....	.....	XXX
0299999. Totals - Suspended Depositories	XXX	XXX	.....	.....	.....	.....	.....	XXX
0399999. Total Cash on Deposit	XXX	XXX	.....	.....	1,030,015	393,478	241,050	XXX
0499999. Cash in Company's Office	XXX	XXX	XXX	XXX	.....	.....	.....	XXX
.....	.....	.....	.....	.....	.....	.....	.....	.....
.....	.....	.....	.....	.....	.....	.....	.....	.....
.....	.....	.....	.....	.....	.....	.....	.....	.....
.....	.....	.....	.....	.....	.....	.....	.....	.....
.....	.....	.....	.....	.....	.....	.....	.....	.....
.....	.....	.....	.....	.....	.....	.....	.....	.....
.....	.....	.....	.....	.....	.....	.....	.....	.....
.....	.....	.....	.....	.....	.....	.....	.....	.....
0599999. Total - Cash	XXX	XXX	.....	.....	1,030,015	393,478	241,050	XXX

**SCHEDULE E - PART 2 - CASH EQUIVALENTS**

Show Investments Owned End of Current Quarter

1 CUSIP	2 Description	3 Code	4 Date Acquired	5 Rate of Interest	6 Maturity Date	7 Book/Adjusted Carrying Value	8 Amount of Interest Due and Accrued	9 Amount Received During Year
<b>NONE</b>								
8609999999 - Total Cash Equivalents								